



Acuity Sustainability Consulting Limited

Unit 1908, iPlace, Nos. 301-305 Castle Peak Road, Kwai Chung, N.T.
Tel.: (852) 2333 6823 Fax.: (852) 2333 1316




Nishimatsu Construction Co. Ltd.

Central Kowloon Route Contract HY/2014/09

Ho Man Tin Access Shaft

Baseline Monitoring Report

Rev. 5

	Name	Signature
Prepared by	Karen K. Y. Cheung	
Checked & Reviewed by	Nelson T. H. Tsui	
Approved & Certified by	Kevin W. M. Li	



Environmental Permit No. EP-457/2013/C

Central Kowloon Route

Independent Environmental Checker Verification

Works Contract:	Ho Man Tin Access Shaft (HY/2014/09)
------------------------	--------------------------------------

Reference Document/Plan

Document/ Plan to be Certified / Verified:	Baseline Monitoring Report
Date of Report:	18 April 2018 (Rev. 5)
Date received by IEC:	18 April 2018

Reference EP Condition

Environmental Permit Condition:	3.3
Environmental Monitoring and Audit (EM&A) Requirements	
3.3 Four hard copies and one electronic copy of the Baseline Monitoring Report shall be submitted to the Director at least 2 weeks before the commencement of construction of the Project. The submissions shall be certified by the ET Leader and verified by the IEC as complied with the requirements as set out in the EM&A Manual before submission to the Director. Additional copies of the submission shall be provided upon request by the Director.	

IEC Verification


I hereby verify that the above referenced document/ plan complies with the above referenced condition of EP-457/2013/C.	
	
Ms Mandy To	Date: 18 April 2018
Independent Environmental Checker	

TABLE OF CONTENTS

EXECUTIVE SUMMARY

1. PROJECT BACKGROUND	4
2. OBJECTIVES.....	4
3. BASELINE MONITROING REQUIREMENTS.....	5
4. MONITORING LOCATIONS.....	6
5. MONITORING EQUIPMENT.....	7
6. BASELINE MONITORING METHODOLOGY	8
7. BASELINE MONITORING RESULTS.....	9
8. CONCLUSIONS.....	11

LIST OF APPENDICES

Appendix A - Location Plan of Noise and Air Quality Monitoring Station
Appendix B - Calibration Certificate (Air Monitoring)
Appendix C - Calibration Certificate (Noise)
Appendix D - The Certification of Laboratory with HOKLAS accredited Analytical Tests
Appendix E - Baseline Monitoring Schedules
Appendix F - Monitoring Data (Air Monitoring)
Appendix G - Monitoring Data (Noise)
Appendix H – Recorded wind speed graph from Hong Kong Observatory
Appendix I - Notification of Power Interruption

EXECUTIVE SUMMARY

- A.1 Pursuant to the Environmental Impact Assessment (EIA) Ordinance, the Director of Environmental Protection (DEP) granted the Environmental Permit (No. EP- 457/2013/C) to the Highway Department (HyD) for the construction and operation of the Central Kowloon Route (“The Project”). NISHIMATSU Construction Company Limited was appointed to construct the civil works for Ho Man Tin Access Shaft Contract No. HY/2014/09 as a part of the Project.
- A.2 Upon the requirement of the Environmental Permit (EP), the Baseline Monitoring Report shall be submitted to the DEP at least two weeks before the commencement of construction of the Project. The submissions shall be certified by the Environmental Team (ET) Leader, verified by the Independent Environmental Checker (IEC) and complied with the requirements set out in the Environmental Monitoring and Audit (EM&A) Manual before submission to the DEP as stipulated in Condition 3.3 of the EP.
- A.3 For the EP stipulation, baseline monitoring including continuous air quality and noise was conducted from 6 January 2018 to 21 January 2018. During the baseline monitoring period, no construction activities under the Project were observed.
- A.4 One additional sampling day for 24-Hour TSP was conducted from 20-21 January for compensating the interrupted sampling process on 11 January 2018 due to the power failure at the monitoring location, notification has been made by ET and the record is attached in Appendix I.
- A.5 Results of the baseline monitoring for air quality and airborne noise are given in Table A as follows:

Table A - Baseline Monitoring Results Summary

	Dust in $\mu\text{g}/\text{m}^3$		Noise in dB(A)		
	TSP-1hr	TSP-24hr	$L_{\text{eq}30\text{min}}$ (7:00-19:00)	$L_{\text{eq}5\text{min}}$ (19:00-23:00)	$L_{\text{eq}5\text{min}}$ (23:00-07:00)
Average	128	36	67.7	64.7	59.8
Range	72-223	11-87	50.3-84.9	56.3-73.9	46.4-69.8

1. PROJECT BACKGROUND

- 1.1 Central Kowloon Route (CKR) (“The Project”) is a 4.7 km long dual 3-lane trunk road in Central Kowloon linking Yau Ma Tei Interchange in West Kowloon with the road network on Kai Tak Development and Kowloon Bay in East Kowloon.
- 1.2 The Central Kowloon Route – Design and Construction Environmental Impact Assessment Report (Register No.: AEIAR-171/2013) was approved with conditions by the Environmental Protection Department (EPD) on 11 July 2013. An Environmental Permit (EP 457/2013) was issued on 9 August 2013. Variations of EP (VEP) was subsequently applied for and the latest EP (EP-457/2013/C) was issued by EPD on 16 January 2017
- 1.3 Upon the requirement of the Environmental Permit (EP), a Baseline Monitoring Report shall be submitted to the DEP at least two weeks before the commencement of construction of the Project. The submissions shall be certified by the Environmental Team (ET) Leader, verified by the Independent Environmental Checker (IEC) and complied with the requirements set out in the Environmental Monitoring and Audit (EM&A) Manual before submission to the DEP as stipulated in Condition. 3.3 of the EP.

2. OBJECTIVES

- 2.1 According to the approved EM&A Manual, air quality and noise level baseline monitoring are required to establish ambient conditions before construction work commencement and to demonstrate the suitability of the proposed monitoring stations.
- 2.2 This report presents the monitoring results, the process and rationale behind determining a set of Action and Limit Levels (A/L Levels) of construction air quality, noise Level based on the baseline data. These A/L Levels will serve as the yardsticks for assessing the acceptability of the environmental impact during construction phase of the Project Works impact monitoring. They are statistical in nature and derived according to the criteria set out in the approved EM&A Manual.

3. BASELINE MONITROING REQUIREMENTS

3.1 The EM&A requirements for baseline monitoring are set out in the approved EM&A Manual. Environmental aspects such as the construction air quality and noise were identified as the key issues during the construction phase of the Project.

Air Quality

3.2 Baseline monitoring for air quality had been carried out in accordance with Sections 5.7 of the approved EM&A Manual to determine the ambient 1-hour and 24-hour total suspended particulates (TSP) levels at the monitoring locations prior to the commencement of the Project works. TSP baseline monitoring had been carried out for 15 consecutive days. An additional 24-hour TSP monitoring was conducted on 20-21 January 2018 due to power interruption on 11 January 2018. 1-hour TSP sampling had been done 3 times per day at the monitoring station when the highest dust impacts are expected. 24-hour sampling had been done for 24-hour a day for 14 consecutive days during baseline monitoring. General meteorological conditions (wind speed, direction and precipitation) and notes regarding any significant adjacent dust producing sources had also been recorded throughout the baseline monitoring period.

Noise

3.3 The baseline noise levels had been measured in accordance with Sections 6.4.2 of approved EM&A Manual for a continuous period of 14 consecutive days at logging interval of 5 minutes for daytime (between 0700 and 1900 hours of normal weekdays) and 5 minutes ($L_{eq, 5 \text{ min}}$ readings) for evening and night time (between 1900 and 0700 hours) for 14 consecutive days during baseline monitoring. The L_{eq} , L_{10} and L_{90} had been recorded at the specified intervals.

3.4 A summary of baseline monitoring programme is presented in Table 1.

Table1: Summary of Baseline Monitoring Programme

Baseline Monitoring	Duration	Sampling Parameter	Frequency
Air Quality	14 consecutive days prior to commencement of major construction	1-hour TSP	3 times per day
Air Quality	14 consecutive days prior to commencement of major construction	24-hour TSP	Daily
Noise	14 consecutive days prior to commencement of major construction	$L_{eq, 5 \text{ min}}$, L_{10} and L_{90} as reference.	Daily of continuous measurement: ◆ $L_{eq, 30 \text{ min}}$ from 0700 – 1900 daily ◆ $L_{eq, 5 \text{ min}}$ from 1900 – 0700

			daily
--	--	--	-------

4. MONITORING LOCATIONS

Air Quality

- 4.1 In order to identify and seek for the access of the air monitoring locations designated in the EM&A Manual, site visit was conducted by ET.
- 4.2 During the site visit, the original proposed monitoring location was declined by the management office of Ko Fai House, Kwun Fai Court due to the set-up of equipment on the rooftop and the middle level of building. Alternative air monitoring station had been proposed by ET and approved by IEC. 1 designated monitoring location was identified and agreed with IEC and EPD. Details of air monitoring station are described in Table 2. The location plan of air quality monitoring stations is shown in Appendix A.

Table 2: Location of the Air Quality Monitoring Station

Air Quality Monitoring Station	Dust Monitoring Station
M-A3	SKH Tsoi Kung Po Secondary School

Noise

- 4.3 Alternative noise monitoring location plan had been agreed and approved with IEC and EPD. 1 noise sensitive receiver designated for the construction noise monitoring. The designated monitoring stations are identified and access was granted by the premises. The details of noise monitoring station are described in Table 3 and the location plan of noise monitoring station is shown in Appendix A.

Table 3: Details of Noise Monitoring Station

Noise Monitoring Station	Identified Noise Monitoring Station
M-N3	SKH Tsoi Kung Po Secondary School

5. MONITORING EQUIPMENT

Air Quality

- 5.1 1-hour TSP levels and 24-hour TSP had been measured with direct reading dust meter and High Volume Samplers respectively. It has been demonstrated its capability in achieving comparable results with high volume sampling method as set out in the *Title 40 of the Code of Federal Regulations, Chapter 1 (Part 50)*.
- 5.2 The 1-hour TSP meter was calibrated by the manufacturer prior to purchasing. Zero response of the instrument was checked before and after each monitoring event. Operation of the 1-hour TSP meter followed manufacturer's Operation and Service Manual. A valid calibration certificate is attached in Appendix B.
- 5.3 The 24-hour TSP meter was calibrated against firmware 80570-8100-V1.0.4.annually. Operation of the 24-hour TSP meter followed manufacturer's Operation and Service Manual. A valid calibration certificate is attached in Appendix B.

Noise

- 5.4 Sound level meter in compliance with the International Electrotechnical Commission Publications 651: 1979 (Type 1) and 804: 1985 (Type 1) specifications has been used for carrying out the noise monitoring. The sound level meter has been checked using an acoustic calibrator. The wind speed has been recorded from Hong Kong Observatory-King's Park meteorological station, along with portable wind speed meter stand by as back up if malfunction occurred or data was not recorded from HKO. Recorded wind speed graph from 6 January 2018 to 20 January 2018 is attached in Appendix H.
- 5.5 An acoustic calibrator and sound level meter using baseline monitoring is within the valid period and were calibrated per year. A set of valid calibration certificates is attached in Appendix C.
- 5.6 The details of equipment using for baseline monitoring are listed in Table 4, as below

Table 4: Monitoring Equipment Used in Baseline Monitoring Program

Equipment	Model	Serial Number
Air quality		
Portable dust meter – 1-hour TSP	TSI Dust Trak Aerosol Monitor Model 8532	8532120909
High Volume Samplers – 24- hour TSP	Tisch TE 5170 High Volume Air Sampler	1941
Noise		
Sound Level Meter	Nti XL2 Sound Level Meter	A2A-09696-E0
Acoustic calibrator	Pulsar 105	70396

6. BASELINE MONITORING METHODOLOGY

6.1 The baseline monitoring program for continuous air quality and noise were conducted from 6 January 2018 to 21 January 2018. During the baseline monitoring period, no construction activities under the Project were observed.

Air Quality

6.3 The 1-hour TSP monitor, portable dust meters (TSI Dust Trak Aerosol Monitor Model 8532) were used for baseline monitoring. The 1-hour TSP meter provides a real time 1-hour TSP measurement based on 90° light scattering. Three 1-hour TSP level were logged per day during daytime.

6.4 The 24-hour TSP monitor, High Volume Samplers (Tisch TE 5170 High Volume Air Sampler) was used for baseline monitoring. The 24-hour TSP monitoring consists of the following::

- ◆ The HVS was set at the monitoring location, with electricity supply connected and secured;
- ◆ HVS was calibrated before commencing the 1st measurement;
- ◆ The filter paper was weight and provided by HOKLAS lab(ALS Technichem (HK) Pty Ltd) before and after the sampling. Certificate of HOKLAS accredited laboratory can be referred to Appendix D;
- ◆ The airflow over time during sampling process was recorded by the HVS.

Noise

6.5 Baseline noise monitoring was performed at M-N3 from 6 January 2018 to 20 January 2018. The baseline noise monitoring was carried out continuous interval of 5 minutes during daytime, evening and night time periods for 14 consecutive days.

6.6 All noise measurements by the meter were set to FAST response and on the A-weighted equivalent continuous sound pressure level (L_{eq}).

6.7 Prior to the baseline noise measurement, the accuracy of the sound level meter was checked using an acoustic calibrator generating a known sound pressure level at a known frequency. Checking was conducted before and after the baseline monitoring. The calibration level before and after the noise measurement is agreed to within 1.0 dB.

6.8 Noise measurements should not be made in presence of fog, rain, wind with a steady speed exceeding 5 ms^{-1} or wind with gusts exceeding 10 ms^{-1} . The wind speed was checked with a portable wind speed meter capable of measuring with speeds in ms^{-1} .

7. BASELINE MONITORING RESULTS

7.1 The baseline monitoring schedules are presented in Appendix E.

Air Quality

7.2 Baseline air quality monitoring for was carried out from 6 January 2018 to 21 January 2018. An additional 24-hour TSP monitoring was conducted on 20-21 January 2018 due to power interruption on 11 January 2018. The results for 1-hour TSP and 24-hour TSP are summarized in Table 5 and Table 6. Details of influencing factors such as weather conditions and site observation are presented in Appendix F.

Table 5 : Summary of 1-hour TSP Monitoring Results

Monitoring Location	Average($\mu\text{g}/\text{m}^3$)	Range($\mu\text{g}/\text{m}^3$)
M-A3	128	72-223

Table 6: Summary of 24-hour TSP Monitoring Results

Monitoring Location	Average($\mu\text{g}/\text{m}^3$)	Range($\mu\text{g}/\text{m}^3$)
M-A3	36	11-87

Action/Limit Level for Air Quality

7.3 The baseline results form the basis for determining the environmental acceptance criteria for the impact monitoring. A summary of determination of Action/Limit (A/L) Levels for air quality are shown in Tables 7.

Table 7 - Determination of Action and Limit Levels for Air Quality

Parameter	Action Level ($\mu\text{g}/\text{m}^3$)	Limit Level ($\mu\text{g}/\text{m}^3$)
1-hour TSP ($\mu\text{g}/\text{m}^3$)	For Baseline Level $\leq 384 \mu\text{g}/\text{m}^3$ Action Level = (Baseline Level * 1.3 + Limit Level)/2 For baseline level $\geq 384 \mu\text{g}/\text{m}^3$ Action Level = Limit Level	500
24-hour TSP ($\mu\text{g}/\text{m}^3$)	For baseline level $< 200 \text{ mg}/\text{m}^3$, Action level = (baseline level * 1.3 + Limit level)/2; For baseline level $> 200 \text{ mg}/\text{m}^3$, Action level = Limit level	260

7.4 Following the criteria shown in Table 7 of this report, the proposed Action and Limit Levels for 1-hour TSP and 24- hour TSP are listed in Table 8.

Table 8: Action and Limit Levels for Air Quality Monitoring

Monitoring Location	Action Level ($\mu\text{g}/\text{m}^3$)	Limit Level ($\mu\text{g}/\text{m}^3$)	Action Level ($\mu\text{g}/\text{m}^3$)	Limit Level ($\mu\text{g}/\text{m}^3$)
	1-Hour	1-Hour	24-Hour	24-Hour
M-A3	333	500	153	260

Noise

- 7.5 The baseline noise monitoring was carried out between 6 January 2018 and 20 January 2018. The measurement data are shown in Appendix G and summarized in Tables 9.
- 7.6 There was no noisy activity conducted in the project site during the whole baseline period.
- 7.7 The Auxiliary Medical Service Headquarters is located near the monitoring location M-N3, the noise level was raised by the siren sound when ambulances were passing by either Chung Hau Street or Good Shepherd Street.
- 7.8 The presence of showers from 6 January 2018 to 9 January has affected the monitoring data. The period of rain has been remarked in appendix G.

Table 9: Summary of Noise Monitoring Results –M-N3

Time Period	Parameter	Average Noise Level, dB(A)			Range, dB(A)		
		L_{eq}	L_{10}	L_{90}	L_{eq}	L_{10}	L_{90}
Normal working hour from 0700-1900	L_{eq} 30min	67.7	80.0	65.3	50.3-84.9	57.4-92.2	55.0-72.5
Evening time from 1900-2300	L_{eq} 5min	64.7	75.8	62.3	56.3-73.9	61.3-84.4	52.9-66.5
Night time from 2300-0700	L_{eq} 5min	59.8	71.7	57.5	46.4-69.8	51.4-79.6	45.5-63.0

Action/Limit Level for Noise

- 7.7 The Action and Limit Levels for noise are illustrated in Table 10.

Table 10: Action and Limit Levels of Noise Monitoring

Monitoring Location	Action Level	Limit Level in dB(A)
	0700-1900 hours on Normal Weekdays	
M-N3	When one documented complaint is received	For schools: 70 dB(A) during normal teaching periods and 65 dB(A) during examination periods for M-N3

Remark: If the works are to be carried out during restricted hours, the conditions stipulated in the construction noise permit issued by the Noise Control Authority have to be followed.

8. CONCLUSIONS

- 8.1 The baseline monitoring program of continuous air and noise were conducted from 6 January 2018 to 21 January 2018 in accordance with the approved EM&A Manual. During the baseline monitoring period, no construction activities under the Project were observed.
- 8.2 During the site visit, the original proposed monitoring location was declined by the management office of Ko Fai House, Kwun Fai Court due to the set-up of equipment on the rooftop and the middle level of building. Proposal for the alternative location (SKH Tsoi Kung Po Secondary School) was submitted and approved by IEC, and therefore there is no revision of inclusion in the EM&A Manual.
- 8.3 One additional sampling day for 24-Hour TSP was conducted from 20-21 January for compensating the interrupted sampling process on 11 January 2018 due to the power failure at the monitoring location. We have suggested the school to send out notice to inform the workers to aware the monitoring on the roof of the school in the future impact monitoring.
- 8.4 The air quality monitoring results, in terms of 1-hr TSP and 24-hr TSP, were below the Limit Level set out in the EIAO-TM and Air Quality Objective (AQO) respectively at M-A3. The averaged baseline daytime noise monitoring results of M-N3 also complied with the the criteria of 70dB(A) for educational institutions.

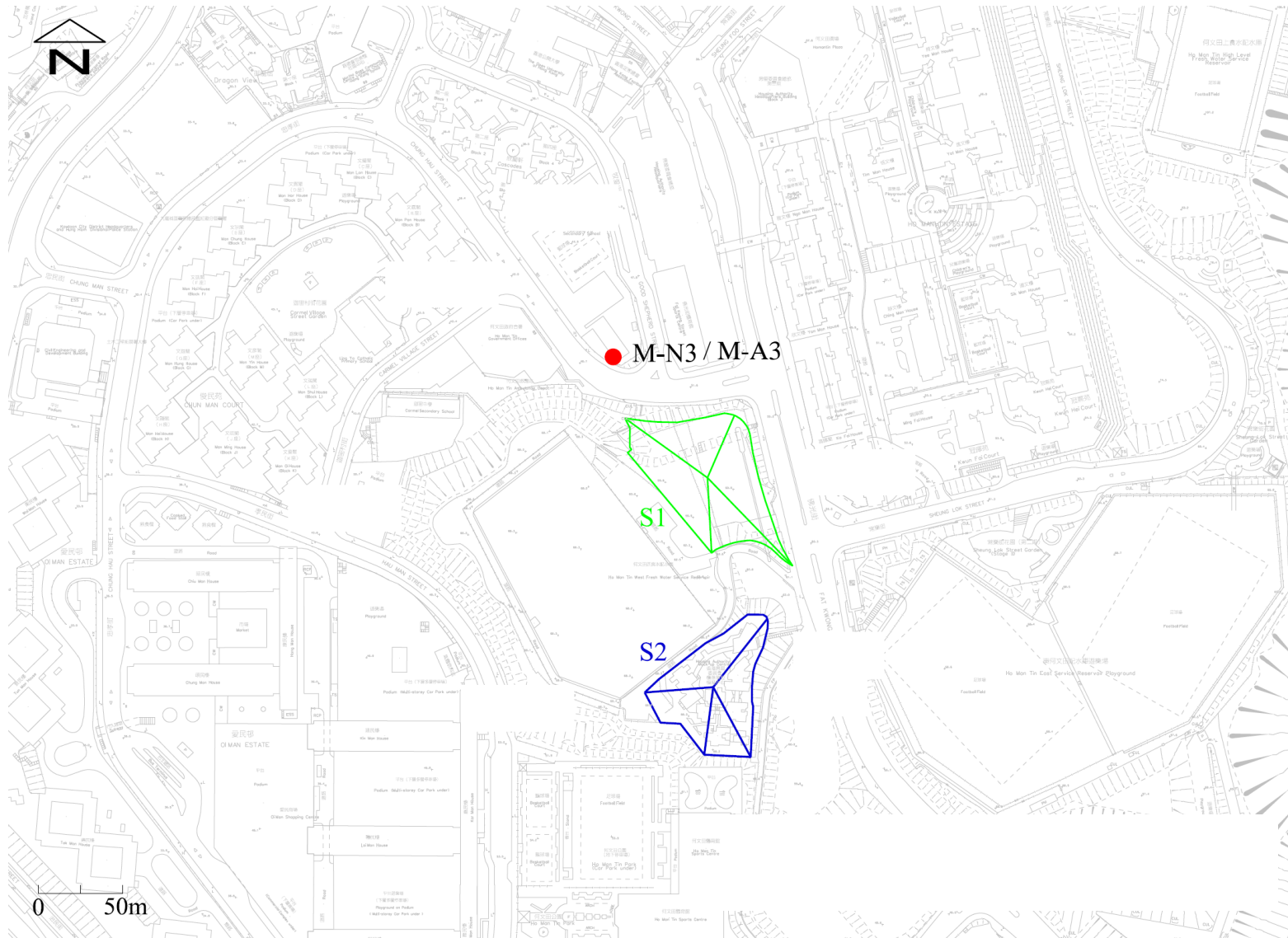
Appendix A

Location Plan of Noise and Air Quality Monitoring Station



Acuity Sustainability Consulting Limited

Unit 1908, iPlace, Nos. 301-305 Castle Peak Road, Kwai Chung, N.T.
Tel.: (852) 2333 6823 Fax.: (852) 2333 1316





Acuity Sustainability Consulting Limited

Unit 1908, iPlace, Nos. 301-305 Castle Peak Road, Kwai Chung, N.T.
Tel.: (852) 2333 6823 Fax.: (852) 2333 1316

Appendix B Calibration Certificates (Air Monitoring)

TSP SAMPLER CALIBRATION CALCULATION SPREADSHEET

Location : Tsoi Kung Po Secondary School Date of Calibration: 4-Jan-18
 Location ID : Next Calibration Date: 4-Apr-18
 Name and Model: TISCH HVS Model TE-5170 Technician: Ip Ka Hing

CONDITIONS

Sea Level Pressure (hPa) 1014.6 Corrected Pressure (mm Hg) 760.95
 Temperature (°C) 16.2 Temperature (K) 289

CALIBRATION ORIFICE

Make-> TISCH Qstd Slope -> 2.11965
 Model-> 5025A Qstd Intercept -> -0.02696
 Serial # -> 1941

CALIBRATION

Plate No.	H2O (L) (in)	H2O (R) (in)	H2O (in)	Qstd (m3/min)	I (chart)	IC corrected	LINEAR REGRESSION
18	6.90	6.90	13.8	1.793	46	47.43	Slope = 30.0450 Intercept = -6.3105 Corr. coeff. = 0.9965
13	5.30	5.30	10.6	1.573	40	41.24	
10	4.20	4.20	8.4	1.402	34	35.06	
7	2.70	2.70	5.4	1.126	28	28.87	
5	1.80	1.80	3.6	0.922	20	20.62	

Calculations :

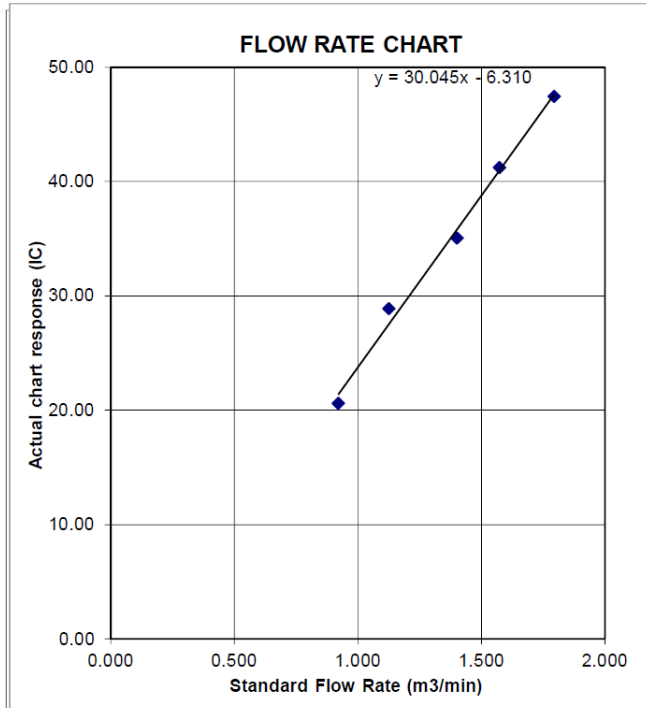
$Qstd = 1/m[\text{Sqrt}(H2O(Pa/Pstd)(Tstd/Ta))-b]$
 $IC = I[\text{Sqrt}(Pa/Pstd)(Tstd/Ta)]$

- Qstd = standard flow rate
- IC = corrected chart responses
- I = actual chart response
- m = calibrator Qstd slope
- b = calibrator Qstd intercept
- Ta = actual temperature during calibration (deg K)
- Pstd = actual pressure during calibration (mm Hg)

For subsequent calculation of sampler flow:

$1/m((I)[\text{Sqrt}(298/Tav)(Pav/760)]-b)$

- m = sampler slope
- b = sampler intercept
- I = chart response
- Tav = daily average temperature
- Pav = daily average pressure



Appendix C

Calibration Certificates (Noise)



輝創工程有限公司
Sun Creation Engineering Limited
Calibration and Testing Laboratory

Certificate of Calibration 校正證書

Certificate No. : C176148
證書編號

ITEM TESTED / 送檢項目 (Job No. / 序引編號 : IC17-1542) Date of Receipt / 收件日期 : 26 October 2017
Description / 儀器名稱 : Audio Analyzer
Manufacturer / 製造商 : NTi
Model No. / 型號 : XL2
Serial No. / 編號 : A2A-09696-E0
Supplied By / 委託者 : Acumen Environmental Engineering and Technologies Co., Ltd.
Lot 11, Tam Kon Shan Road, North Tsing Yi, N.T.

TEST CONDITIONS / 測試條件

Temperature / 溫度 : $(23 \pm 2)^{\circ}\text{C}$ Relative Humidity / 相對濕度 : $(55 \pm 20)\%$
Line Voltage / 電壓 : ---

TEST SPECIFICATIONS / 測試規範

Calibration check


DATE OF TEST / 測試日期 : 3 November 2017

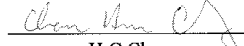
TEST RESULTS / 測試結果

The results apply to the particular unit-under-test only.
The results do not exceed manufacturer's specification.
The results are detailed in the subsequent page(s).

The test equipment used for calibration are traceable to National Standards via :

- The Government of The Hong Kong Special Administrative Region Standard & Calibration Laboratory
- Agilent Technologies / Keysight Technologies
- Rohde & Schwarz Laboratory, Germany
- Fluke Everett Service Center, USA

Tested By : 
測試 : K C Lee
Engineer

Certified By : 
核證 : H C Chan
Engineer

Date of Issue : 7 November 2017
簽發日期

The test equipment used for calibration are traceable to the Nation Standards as specified in this certificate. This certificate shall not be reproduced except in full, without the prior written approval of this laboratory.
本證書所載校正用之測試器材均可溯源至國際標準。局部複印本證書需先獲本實驗室書面批准。

Sun Creation Engineering Limited - Calibration & Testing Laboratory
c/o 4/F, Tsing Shan Wan Exchange Building, 1 Hing On Lane, Tuen Mun, New Territories, Hong Kong
輝創工程有限公司 - 校正及檢測實驗室
c/o 香港新界屯門興安里一號青山灣匯豐四樓
Tel/電話: 2927 2606 Fax/傳真: 2744 8986 E-mail/電郵: callab@suncreation.com Website/網址: www.suncreation.com



輝創工程有限公司
Sun Creation Engineering Limited
Calibration and Testing Laboratory

Certificate of Calibration

校正證書

Certificate No. : C176148
證書編號

- The unit-under-test (UUT) was allowed to stabilize in the laboratory for over 12 hours, and switched on to warm up for over 10 minutes before the commencement of the test.
- Self-calibration using the laboratory acoustic calibrator was performed before the test from 6.1.1.2 to 6.3.2.
- The results presented are the mean of 3 measurements at each calibration point.
- Test equipment :

Equipment ID	Description	Certificate No.
CL280	40 MHz Arbitrary Waveform Generator	C170048
CL281	Multifunction Acoustic Calibrator	PA160023

- Test procedure : MA101N.

- Results :

- 6.1 Sound Pressure Level

- 6.1.1 Reference Sound Pressure Level

- 6.1.1.1 Before Self-calibration

UUT Setting			Applied Value		UUT Reading (dB)
Range (dB)	Frequency Weighting	Time Weighting	Level (dB)	Freq. (kHz)	
30 - 130	A	FAST	94.00	1	93.9

- 6.1.1.2 After Self-calibration

UUT Setting			Applied Value		UUT Reading (dB)	IEC 61672 Class 1 (dB)
Range (dB)	Frequency Weighting	Time Weighting	Level (dB)	Freq. (kHz)		
30 - 130	A	FAST	94.00	1	94.0	± 1.1

- 6.1.2 Linearity

UUT Setting			Applied Value		UUT Reading (dB)
Range (dB)	Frequency Weighting	Time Weighting	Level (dB)	Freq. (kHz)	
30 - 130	A	FAST	94.00	1	94.0 (Ref.)
			104.00		104.0
			114.00		114.0

IEC 61672 Class 1 Spec. : ± 0.6 dB per 10 dB step and ± 1.1 dB for overall different.

The test equipment used for calibration are traceable to the Nation Standards as specified in this certificate. This certificate shall not be reproduced except in full, without the prior written approval of this laboratory.

本證書所載校正用之測試器材均可溯源至國際標準。局部複印本證書需先獲本實驗室書面批准。

Sun Creation Engineering Limited - Calibration & Testing Laboratory
c/o 4/F, Tsing Shan Wan Exchange Building, 1 Hing On Lane, Tuen Mun, New Territories, Hong Kong
輝創工程有限公司 - 校正及檢測實驗室
c/o 香港新界屯門順安里一號青山園廣播門樓
Tel/電話: 2927 2606 Fax/傳真: 2744 8986 E-mail/電郵: callab@suncreation.com Website/網址: www.suncreation.com



輝創工程有限公司
Sun Creation Engineering Limited
Calibration and Testing Laboratory

Certificate of Calibration 校正證書

Certificate No. : C176148
證書編號

6.2 Time Weighting

UUT Setting			Applied Value		UUT Reading (dB)	IEC 61672 Class 1 Spec. (dB)
Range (dB)	Frequency Weighting	Time Weighting	Level (dB)	Freq. (kHz)		
30 - 130	A	FAST	94.00	1	94.0	Ref.
		SLOW			94.0	± 0.3

6.3 Frequency Weighting

6.3.1 A-Weighting

UUT Setting			Applied Value		UUT Reading (dB)	IEC 61672 Class 1 Spec. (dB)
Range (dB)	Frequency Weighting	Time Weighting	Level (dB)	Freq.		
30 - 130	A	FAST	94.00	63 Hz	67.7	-26.2 ± 1.5
				125 Hz	77.8	-16.1 ± 1.5
				250 Hz	85.3	-8.6 ± 1.4
				500 Hz	90.7	-3.2 ± 1.4
				1 kHz	94.0	Ref.
				2 kHz	95.2	+1.2 ± 1.6
				4 kHz	95.0	+1.0 ± 1.6
				8 kHz	92.9	-1.1 (+2.1; -3.1)
				12.5 kHz	89.7	-4.3 (+3.0; -6.0)

6.3.2 C-Weighting

UUT Setting			Applied Value		UUT Reading (dB)	IEC 61672 Class 1 Spec. (dB)
Range (dB)	Frequency Weighting	Time Weighting	Level (dB)	Freq.		
30 - 130	C	FAST	94.00	63 Hz	93.1	-0.8 ± 1.5
				125 Hz	93.8	-0.2 ± 1.5
				250 Hz	94.0	0.0 ± 1.4
				500 Hz	94.0	0.0 ± 1.4
				1 kHz	94.0	Ref.
				2 kHz	93.8	-0.2 ± 1.6
				4 kHz	93.2	-0.8 ± 1.6
				8 kHz	91.0	-3.0 (+2.1; -3.1)
				12.5 kHz	87.7	-6.2 (+3.0; -6.0)

The test equipment used for calibration are traceable to the Nation Standards as specified in this certificate. This certificate shall not be reproduced except in full, without the prior written approval of this laboratory.
本證書所載校正用之測試器材均可溯源至國際標準。局部複印本證書需先獲本實驗室書面批准。

Sun Creation Engineering Limited – Calibration & Testing Laboratory
c/o 4/F, Tsing Shan Wan Exchange Building, 1 Hing On Lane, Tuen Mun, New Territories, Hong Kong
輝創工程有限公司 – 校正及檢測實驗室
c/o 香港新界屯門興安里一號青山高級樓四樓
Tel: 電話: 2927 2606 Fax: 傳真: 2744 8986 E-mail: 電郵: callab@suncreation.com Website: 網址: www.suncreation.com



輝創工程有限公司
Sun Creation Engineering Limited
Calibration and Testing Laboratory

Certificate of Calibration 校正證書

Certificate No. : C176148
證書編號

Remarks : - Mfr's Spec. : IEC 61672 Class 2

- Uncertainties of Applied Value : 94 dB : 63 Hz - 125 Hz : ± 0.35 dB
250 Hz - 500 Hz : ± 0.30 dB
1 kHz : ± 0.20 dB
2 kHz - 4 kHz : ± 0.35 dB
8 kHz : ± 0.45 dB
12.5 kHz : ± 0.70 dB
104 dB : 1 kHz : ± 0.10 dB (Ref. 94 dB)
114 dB : 1 kHz : ± 0.10 dB (Ref. 94 dB)

- UUT Microphone Model No. : MA220 (ACO7052) & S/N : 62324

- The uncertainties are for a confidence probability of not less than 95 %.

Note :

Only the original copy or the laboratory's certified true copy is valid.

The values given in this Certificate only relate to the values measured at the time of the test and any uncertainties quoted will not include allowance for the equipment long term drift, variations with environment changes, vibration and shock during transportation, overloading, mis-handling, or the capability of any other laboratory to repeat the measurement. Sun Creation Engineering Limited shall not be liable for any loss or damage resulting from the use of the equipment.

The test equipment used for calibration are traceable to the Nation Standards as specified in this certificate. This certificate shall not be reproduced except in full, without the prior written approval of this laboratory.

本證書所載按正用之測試器材均可溯源至國際標準。局部複印本證書需先獲本實驗室書面批准。

Sun Creation Engineering Limited Calibration & Testing Laboratory
c/o 4/F, Tsing Shan Wan Exchange Building, 1 Hing On Lane, Tuen Mun, New Territories, Hong Kong
輝創工程有限公司 校正及檢測實驗室
c/o 香港新界屯門興安里 嶺南山仔嶺樓四樓
Tel: 電話: 2927 2606 Fax: 傳真: 2744 8986 E-mail: 電郵: callab@smcreation.com Website: 網址: www.smcreation.com



輝創工程有限公司

Sun Creation Engineering Limited

Calibration and Testing Laboratory

Certificate of Calibration 校正證書

Certificate No. : C172190
證書編號

ITEM TESTED / 送檢項目 (Job No. / 序引編號 : IC17-0865) Date of Receipt / 收件日期 : 18 April 2017
Description / 儀器名稱 : Acoustic Calibrator
Manufacturer / 製造商 : Pulsar
Model No. / 型號 : 105
Serial No. / 編號 : 70396
Supplied By / 委託者 : Acumen Environmental Engineering and Technologies Co., Ltd.
Lot 11, Tam Kon Shan Road, North Tsing Yi, N.T.

TEST CONDITIONS / 測試條件
Temperature / 溫度 : $(23 \pm 2)^{\circ}\text{C}$ Relative Humidity / 相對濕度 : $(55 \pm 20)\%$
Line Voltage / 電壓 : ---


TEST SPECIFICATIONS / 測試規範
Calibration check

DATE OF TEST / 測試日期 : 25 April 2017

TEST RESULTS / 測試結果

The results apply to the particular unit-under-test only.
The results do not exceed manufacturer's specification.
The results are detailed in the subsequent page(s).

The test equipment used for calibration are traceable to National Standards via :
- The Government of The Hong Kong Special Administrative Region Standard & Calibration Laboratory
- Agilent Technologies / Keysight Technologies
- Rohde & Schwarz Laboratory, Germany
- Fluke Everett Service Center, USA

Tested By : 
測試 : H T Wong
Technical Officer

Certified By : 
核證 : K C Lee
Project Engineer

Date of Issue : 26 April 2017
簽發日期

The test equipment used for calibration are traceable to the Nation Standards as specified in this certificate. This certificate shall not be reproduced except in full, without the prior written approval of this laboratory.
本證書所載校正用之測試器材均可溯源至國際標準。局部複印本證書需先獲本實驗所書面批准。

Sun Creation Engineering Limited - Calibration & Testing Laboratory
c/o 4/F, Tsing Shan Wan Exchange Building, 1 Hing On Lane, Tuen Mun, New Territories, Hong Kong
輝創工程有限公司 - 校正及檢測實驗室
c/o 香港新界屯門興安里一號青山村機樓四樓
Tel/電話: 2927 2606 Fax/傳真: 2744 8986 E-mail/電郵: callab@suncreation.com Website/網址: www.suncreation.com



輝創工程有限公司
Sun Creation Engineering Limited
Calibration and Testing Laboratory

Certificate of Calibration 校正證書

Certificate No. : C172190
證書編號

1. The unit-under-test (UUT) was allowed to stabilize in the laboratory for over 12 hours before the commencement of the test.
2. The results presented are the mean of 3 measurements at each calibration point.
3. Test equipment :

<u>Equipment ID</u>	<u>Description</u>	<u>Certificate No.</u>
TST150A	Measuring Amplifier	C161175
CL130	Universal Counter	C163709
CL281	Multifunction Acoustic Calibrator	PA160023

4. Test procedure : MA100N.

5. Results :

5.1 Sound Level Accuracy

UUT Nominal Value	Measured Value (dB)	IEC60942:2003 Class 1 Spec.	Uncertainty of Measured Value (dB)
94 dB, 1 kHz	93.9	± 0.4 dB	± 0.2

Mfr's Spec. : IEC60942:2003 Class 1

5.2 Frequency Accuracy

UUT Nominal Value (kHz)	Measured Value (kHz)	Mfr's Spec.	Uncertainty of Measured Value (Hz)
1	1.000	1 kHz ± 1 %	± 1

Remark : - The uncertainties are for a confidence probability of not less than 95 %.

Note :

Only the original copy or the laboratory's certified true copy is valid.

The values given in this Certificate only relate to the values measured at the time of the test and any uncertainties quoted will not include allowance for the equipment long term drift, variations with environment changes, vibration and shock during transportation, overloading, mis-handling, or the capability of any other laboratory to repeat the measurement. Sun Creation Engineering Limited shall not be liable for any loss or damage resulting from the use of the equipment.

The test equipment used for calibration are traceable to the Nation Standards as specified in this certificate. This certificate shall not be reproduced except in full, without the prior written approval of this laboratory.

本證書所載校正用之測試器材均可溯源至國際標準。局部複印本證書需先獲本實驗室書面批准。

Sun Creation Engineering Limited – Calibration & Testing Laboratory

c/o 4/F, Tsing Shan Wan Exchange Building, 1 Hing On Lane, Tuen Mun, New Territories, Hong Kong

輝創工程有限公司 – 校正及檢測實驗室

c/o 香港新界屯門興安里一號青山灣機樓四樓

Tel/電話: 2927 2606

Fax/傳真: 2744 8986

E-mail/電郵: callab@suncreation.com

Website/網址: www.suncreation.com

Page 2 of 2

Appendix D

The Certification of Laboratory with HOKLAS accredited Analytical Tests



Hong Kong Accreditation Service
香港認可處

Certificate of Accreditation
認可證書

This is to certify that
特此證明

ALS TECHNICHEM (HK) PTY LIMITED

11/F., Chung Shun Knitting Centre, 1-3 Wing Yip Street, Kwai Chung, New Territories, Hong Kong
香港新界葵涌永業街1-3號忠信針織中心11樓

has been accepted by the HKAS Executive, on the recommendation of the Accreditation Advisory Board, as a
為香港認可處執行機關根據認可諮詢委員會建議而接受的

HOKLAS Accredited Laboratory
「香港實驗所認可計劃」認可實驗所

This laboratory meets the requirements of ISO / IEC 17025 : 2005 – General requirements for the competence
此實驗所符合ISO / IEC 17025 : 2005 – 《測試及校正實驗所能力的通用規定》所訂的要求。
of testing and calibration laboratories and it has been accredited for performing specific tests or calibrations as
獲認可進行載於香港實驗所認可計劃《認可實驗所名冊》內下述測試類別中的指定
listed in the HOKLAS Directory of Accredited Laboratories within the test category of
測試或校正工作

Environmental Testing
環境測試

This laboratory is accredited in accordance with the recognised international Standard ISO / IEC 17025 : 2005.
本實驗所乃根據公認的國際標準 ISO / IEC 17025 : 2005 獲得認可。

This accreditation demonstrates technical competence for a defined scope and the operation of a laboratory
這項認可資格演示在指定範疇所需的技術能力及實驗所質量管理系統的運作
quality management system (see joint IAF-ILAC-ISO Communiqué).
(見國際認可論壇、國際實驗所認可合作組織及國際標準化組織的聯合公報)。

The common seal of the Hong Kong Accreditation Service is affixed hereto by the authority of the HKAS Executive
香港認可處根據認可處執行機關的權限在此蓋上通用印章

CHAN Sing Sing, Terence, Executive Administrator
執行幹事 陳成城
Issue Date : 5 May 2009
簽發日期：二零零九年五月五日

Registration Number : **HOKLAS 066**
註冊號碼：

Date of First Registration : 15 September 1995
首次註冊日期：一九九五年九月十五日



Appendix E

Baseline Monitoring Schedules



Acuity Sustainability Consulting Limited

Unit 1908, iPlace, Nos. 301-305 Castle Peak Road, Kwai Chung, N.T.
Tel.: (852) 2333 6823 Fax.: (852) 2333 1316

Central Kowloon Route Contract HY/2014/09- Ho Man Tin Access Shaft, Baseline Monitoring Schedule

Jan-18						
Sun	Mon	Tue	Wed	Thu	Fri	Sat
	1	2	3	4	5	6 Baseline Monitoring Dust : 1-hour TSP : 3 hrs 24-hour TSP : 24 hrs Noise Leq 30mins: 1 time during 0700-1900 Leq 5mins: 1 time during 1900-0700
7 Baseline Monitoring Dust : 1-hour TSP : 3 hrs 24-hour TSP : 24 hrs Noise Leq 30mins: 1 time during 0700-1900 Leq 5mins: 1 time during 1900-0700	8 Baseline Monitoring Dust : 1-hour TSP : 3 hrs 24-hour TSP : 24 hrs Noise Leq 30mins: 1 time during 0700-1900 Leq 5mins: 1 time during 1900-0700	9 Baseline Monitoring Dust : 1-hour TSP : 3 hrs 24-hour TSP : 24 hrs Noise Leq 30mins: 1 time during 0700-1900 Leq 5mins: 1 time during 1900-0700	10 Baseline Monitoring Dust : 1-hour TSP : 3 hrs 24-hour TSP : 24 hrs Noise Leq 30mins: 1 time during 0700-1900 Leq 5mins: 1 time during 1900-0700	11 Baseline Monitoring Dust : 1-hour TSP : 3 hrs 24-hour TSP : 24 hrs Noise Leq 30mins: 1 time during 0700-1900 Leq 5mins: 1 time during 1900-0700	12 Baseline Monitoring Dust : 1-hour TSP : 3 hrs 24-hour TSP : 24 hrs Noise Leq 30mins: 1 time during 0700-1900 Leq 5mins: 1 time during 1900-0700	13 Baseline Monitoring Dust : 1-hour TSP : 3 hrs 24-hour TSP : 24 hrs Noise Leq 30mins: 1 time during 0700-1900 Leq 5mins: 1 time during 1900-0700
14 Baseline Monitoring Dust : 1-hour TSP : 3 hrs 24-hour TSP : 24 hrs Noise Leq 30mins: 1 time during 0700-1900 Leq 5mins: 1 time during 1900-0700	15 Baseline Monitoring Dust : 1-hour TSP : 3 hrs 24-hour TSP : 24 hrs Noise Leq 30mins: 1 time during 0700-1900 Leq 5mins: 1 time during 1900-0700	16 Baseline Monitoring Dust : 1-hour TSP : 3 hrs 24-hour TSP : 24 hrs Noise Leq 30mins: 1 time during 0700-1900 Leq 5mins: 1 time during 1900-0700	17 Baseline Monitoring Dust : 1-hour TSP : 3 hrs 24-hour TSP : 24 hrs Noise Leq 30mins: 1 time during 0700-1900 Leq 5mins: 1 time during 1900-0700	18 Baseline Monitoring Dust : 1-hour TSP : 3 hrs 24-hour TSP : 24 hrs Noise Leq 30mins: 1 time during 0700-1900 Leq 5mins: 1 time during 1900-0700	19 Baseline Monitoring Dust : 1-hour TSP : 3 hrs 24-hour TSP : 24 hrs Noise Leq 30mins: 1 time during 0700-1900 Leq 5mins: 1 time during 1900-0700	20 Baseline Monitoring Dust : 24-hour TSP : 24 hrs
21	22	23	24	25	26	27
28	29	30	31			



Acuity Sustainability Consulting Limited

Unit 1908, iPlace, Nos. 301-305 Castle Peak Road, Kwai Chung, N.T.
Tel.: (852) 2333 6823 Fax.: (852) 2333 1316

Appendix F: Baseline Monitoring Data (Air)

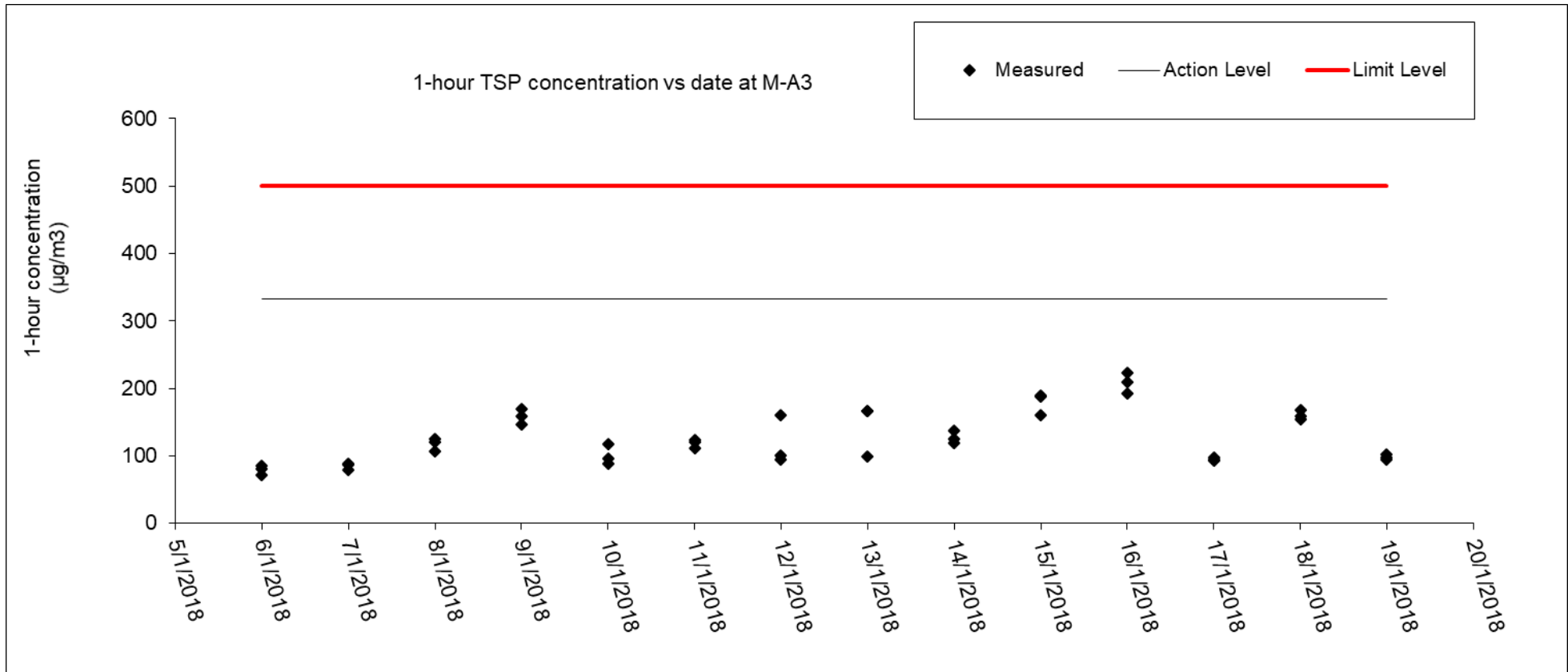
Location: SKH Tsoi Kung Po Secondary School
 Baseline monitoring period: 6 January 2018 to 19 January 2018
 Parameter : TSP 1-hour
 Major Site Activities No construction works were conducted in the vicinity during the monitoring period.
 Major dust source nearby traffic
 Other Factors NA

Date	1-hour TSP ($\mu\text{g}/\text{m}^3$)				
	Weather	Start Time	1 st Hour ($\mu\text{g}/\text{m}^3$)	2 nd Hour ($\mu\text{g}/\text{m}^3$)	3 rd Hour ($\mu\text{g}/\text{m}^3$)
06/01/2018	Partly rainy, partly cloudy	12:00	81	72	85
07/01/2018	Partly rainy, partly cloudy	10:00	88	86	79
08/01/2018	Partly rainy, partly cloudy	11:30	106	125	121
09/01/2018	Partly rainy, partly cloudy	14:30	147	158	169
10/01/2018	Cloudy	15:00	118	88	96
11/01/2018	Cloudy	12:30	123	112	121
12/01/2018	Cloudy	10:00	160	94	101
13/01/2018	Cloudy	11:00	167	167	99
14/01/2018	Fine	13:30	119	125	137
15/01/2018	Fine	13:00	161	189	188
16/01/2018	Fine	10:00	223	209	192
17/01/2018	Cloudy	11:00	93	95	98
18/01/2018	Fine	14:00	154	158	168
19/01/2018	Cloudy	13:30	95	98	102
Average (Range)					127.8



Acuity Sustainability Consulting Limited

Unit 1908, iPlace, Nos. 301-305 Castle Peak Road, Kwai Chung, N.T.
Tel.: (852) 2333 6823 Fax.: (852) 2333 1316





Acuity Sustainability Consulting Limited

Unit 1908, iPlace, Nos. 301-305 Castle Peak Road, Kwai Chung, N.T.
Tel.: (852) 2333 6823 Fax.: (852) 2333 1316

Location: SKH Tsoi Kung Po Secondary School
 Baseline monitoring period: 6 January 2018 to 21 January 2018,
 Parameter : TSP 24-hour
 Major Site Activities No construction works were conducted in the vicinity during the monitoring period.
 Major dust source nearby traffic
 Other Factors NA

Start Date	Weather Condition	Air Temp (°C)	Atmospheric Pressure (hPa)	Flow Rate (m ³ /min)	Total volume (m ³)	Filter Weight (g)		Particulate weight (g)	Elapse Time		Sampling Time (mins)	Conc. (µg/m ³)
						Initial	Final		Initial	Final		
6/1/2018	Partly rainy, partly cloudy	16.2	1014.6	1.26	1812	2.5626	2.5833	0.0207	8023.79	8047.8	1440.6	11
7/1/2018	Partly rainy, partly cloudy	16.8	1014.3	1.39	2004	2.5777	2.6050	0.0273	8047.8	8071.8	1440.0	14
8/1/2018	Partly rainy, partly cloudy	15.1	1015.2	1.43	2050	2.5620	2.6050	0.0430	8071.8	8095.7	1434.0	21
9/1/2018	Partly rainy, partly	9.0	1023.1	1.28	1849	2.6172	2.7021	0.0849	8095.7	8119.85	1449.0	46

Start Date	Weather Condition	Air Temp (°C)	Atmospheric Pressure (hPa)	Flow Rate (m ³ /min)	Total volume (m ³)	Filter Weight (g)		Particulate weight (g)	Elapse Time		Sampling Time (mins)	Conc. (µg/m ³)
						Initial	Final		Initial	Final		
	cloudy											
10/1/2018	Cloudy	12.8	1024.9	1.44	2045	2.6238	2.6826	0.0588	8119.85	8143.51	1419.6	29
12/1/2018	Cloudy	16.5	1020.0	1.45	2069	2.6405	2.7270	0.0865	8144.3	8168.14	1430.4	42
13/1/2018	Cloudy	16.4	1020.1	1.51	2181	2.6320	2.7134	0.0814	8168.14	8192.14	1440.0	37
14/1/2018	Fine	14.2	1022.9	1.23	1775	2.6647	2.7333	0.0686	8192.14	8216.16	1441.2	39
15/1/2018	Fine	16.1	1020.4	0.80	1149	2.6447	2.7105	0.0658	8216.16	8239.99	1429.8	57
16/1/2018	Fine	16.2	1020.2	1.16	1669	2.6306	2.7753	0.01447	8239.99	8263.99	1440.00	87
17/1/2018	Cloudy	16.3	1020.1	1.18	1689	2.6853	2.7228	0.0375	8263.99	8287.93	1436.4	22
18/1/2018	Fine	16.4	1019.9	0.82	1181	2.6348	2.6784	0.0436	8287.93	8311.93	1440.00	37
19/1/2018	Cloudy	16.3	1440.00	0.74	1059	2.6606	2.6831	0.0225	8311.93	8335.93	1440.00	21
20/1/2018	Cloudy	16.3	1434.00	1.16	1662	2.6303	2.7082	0.0779	8335.93	8359.82	1434.00	47
Average												36



Acuity Sustainability Consulting Limited

Unit 1908, iPlace, Nos. 301-305 Castle Peak Road, Kwai Chung, N.T.
Tel.: (852) 2333 6823 Fax.: (852) 2333 1316

Appendix G Baseline Monitoring Data (Noise)



Acuity Sustainability Consulting Limited

Unit 1908, iPlace, Nos. 301-305 Castle Peak Road, Kwai Chung, N.T.
Tel.: (852) 2333 6823 Fax.: (852) 2333 1316

Location: SKH Tsoi Kung Po Secondary School

Baseline monitoring period: 6 January 2018 to 20 January 2018,
Parameter : L_{eq} , L_{10} , L_{90}
Major Site Activities No construction works were conducted in the vicinity during the monitoring period.
Major noise source nearby traffic, school activities, community noise
Other Factors NA

Weather Condition:

Date	Weather Condition
06/01/2018	Partly rainy, partly cloudy
07/01/2018	Partly rainy, partly cloudy
08/01/2018	Partly rainy, partly cloudy
09/01/2018	Partly rainy, partly cloudy
10/01/2018	Cloudy
11/01/2018	Cloudy
12/01/2018	Cloudy
13/01/2018	Cloudy
14/01/2018	Fine
15/01/2018	Fine
16/01/2018	Fine
17/01/2018	Cloudy
18/01/2018	Fine
19/01/2018	Cloudy

Noise Monitoring data:

Date	Start Time	-	End Time	LAeq	L10	L90
6/1/2018	12:00	-	12:05	67.3	74.7	64.3
6/1/2018	12:05	-	12:10	64.8	69.0	61.4
6/1/2018	12:10	-	12:15	64.6	75.0	60.8
6/1/2018	12:15	-	12:20	64.8	74.1	61.0
6/1/2018	12:20	-	12:25	64.3	72.3	59.9
6/1/2018	12:25	-	12:30	63.7	74.1	59.8
6/1/2018	12:30	-	12:35	63.3	68.5	59.9
6/1/2018	12:35	-	12:40	62.8	66.6	59.8
6/1/2018	12:40	-	12:45	63.8	68.6	61.1
6/1/2018	12:45	-	12:50	64.4	71.3	61.6
6/1/2018	12:50	-	12:55	64.1	69.3	61.8
6/1/2018	12:55	-	13:00	64.2	69.8	62.1
6/1/2018	13:00	-	13:05	67.0	77.4	63.6
6/1/2018	13:05	-	13:10	65.1	72.8	62.5
6/1/2018	13:10	-	13:15	64.2	70.8	62.1
6/1/2018	13:15	-	13:20	64.1	72.8	61.8
6/1/2018	13:20	-	13:25	64.8	73.6	62.1
6/1/2018	13:25	-	13:30	65.2	72.8	62.3
6/1/2018	13:30	-	13:35	65.5	74.6	62.8
6/1/2018	13:35	-	13:40	68.0	81.8	64.1
6/1/2018	13:40	-	13:45	66.2	77.1	63.2
6/1/2018	13:45	-	13:50	65.9	73.7	63.0
6/1/2018	13:50	-	13:55	66.1	75.9	62.7
6/1/2018	13:55	-	14:00	66.2	76.2	63.0
6/1/2018	14:00	-	14:05	66.8	73.0	63.3
6/1/2018	14:05	-	14:10	66.0	71.4	63.0
6/1/2018	14:10	-	14:15	65.6	69.5	62.6
6/1/2018	14:15	-	14:20	66.0	71.9	62.8
6/1/2018	14:20	-	14:25	65.6	69.4	62.5
6/1/2018	14:25	-	14:30	65.8	71.8	62.8
6/1/2018	14:30	-	14:35	68.5	79.5	64.1
6/1/2018	14:35	-	14:40	64.7	70.1	62.2
6/1/2018	14:40	-	14:45	66.9	78.1	63.5

Date	Start Time	-	End Time	LAeq	L10	L90
6/1/2018	14:45	-	14:50	65.0	72.4	62.6
6/1/2018	14:50	-	14:55	65.7	73.3	63.3
6/1/2018	14:55	-	15:00	65.3	74.5	62.9
6/1/2018	15:00	-	15:05	65.1	70.0	62.8
6/1/2018	15:05	-	15:10	65.2	71.3	62.6
6/1/2018	15:10	-	15:15	63.8	70.5	62.2
6/1/2018	15:15	-	15:20	64.2	72.8	62.5
6/1/2018	15:20	-	15:25	65.5	74.1	63.1
6/1/2018	15:25	-	15:30	65.8	71.7	63.8
6/1/2018	15:30	-	15:35	65.8	73.1	63.3
6/1/2018	15:35	-	15:40	66.9	74.7	64.1
6/1/2018	15:40	-	15:45	66.2	74.9	63.5
6/1/2018	15:45	-	15:50	65.5	74.9	63.3
6/1/2018	15:50	-	15:55	66.9	72.7	64.0
6/1/2018	15:55	-	16:00	67.0	72.0	64.2
6/1/2018	16:00	-	16:05	68.8	76.9	65.1
6/1/2018	16:05	-	16:10	68.8	74.0	65.4
6/1/2018	16:10	-	16:15	66.1	71.8	63.6
6/1/2018	16:15	-	16:20	64.8	68.0	63.1
6/1/2018	16:20	-	16:25	64.7	68.4	63.2
6/1/2018	16:25	-	16:30	64.5	69.7	62.5
6/1/2018	16:30	-	16:35	64.3	72.7	62.4
6/1/2018	16:35	-	16:40	64.2	71.9	62.0
6/1/2018	16:40	-	16:45	64.8	72.8	61.9
6/1/2018	16:45	-	16:50	64.5	76.6	60.8
6/1/2018	16:50	-	16:55	62.8	69.3	59.9
6/1/2018	16:55	-	17:00	62.9	69.4	59.8
6/1/2018	17:00	-	17:05	62.2	68.3	59.2
6/1/2018	17:05	-	17:10	61.6	66.2	59.0
6/1/2018	17:10	-	17:15	63.2	69.3	60.0
6/1/2018	17:15	-	17:20	60.8	63.8	58.2
6/1/2018	17:20	-	17:25	62.8	66.8	60.3
6/1/2018	17:25	-	17:30	63.2	67.1	60.4
6/1/2018	17:30	-	17:35	63.0	69.3	60.4
6/1/2018	17:35	-	17:40	62.4	69.5	60.1

Date	Start Time	-	End Time	LAeq	L10	L90
6/1/2018	17:40	-	17:45	63.7	69.3	60.7
6/1/2018	17:45	-	17:50	62.3	66.2	60.1
6/1/2018	17:50	-	17:55	63.5	70.5	60.2
6/1/2018	17:55	-	18:00	62.2	68.2	59.2
6/1/2018	18:00	-	18:05	63.1	67.0	59.7
6/1/2018	18:05	-	18:10	62.1	65.3	58.9
6/1/2018	18:10	-	18:15	60.9	64.4	58.2
6/1/2018	18:15	-	18:20	60.4	64.2	58.1
6/1/2018	18:20	-	18:25	61.1	65.8	58.5
6/1/2018	18:25	-	18:30	62.6	68.2	58.9
6/1/2018	18:30	-	18:35	61.4	66.2	58.4
6/1/2018	18:35	-	18:40	62.6	67.9	59.1
6/1/2018	18:40	-	18:45	60.5	64.8	57.5
6/1/2018	18:45	-	18:50	62.0	69.6	58.6
6/1/2018	18:50	-	18:55	62.1	66.9	58.5
6/1/2018	18:55	-	19:00	61.5	65.9	58.7
6/1/2018	19:00	-	19:05	62.6	70.1	58.9
6/1/2018	19:05	-	19:10	62.2	66.6	58.6
6/1/2018	19:10	-	19:15	58.7	64.5	56.7
6/1/2018	19:15	-	19:20	61.8	67.5	59.2
6/1/2018	19:20	-	19:25	62.2	69.6	59.6
6/1/2018	19:25	-	19:30	61.4	66.3	58.5
6/1/2018	19:30	-	19:35	61.2	65.4	58.5
6/1/2018	19:35	-	19:40	61.6	66.4	58.6
6/1/2018	19:40	-	19:45	60.4	65.2	57.7
6/1/2018	19:45	-	19:50	60.6	66.3	57.9
6/1/2018	19:50	-	19:55	61.7	64.6	58.8
6/1/2018	19:55	-	20:00	64.3	69.7	60.2
6/1/2018	20:00	-	20:05	62.1	65.9	59.4
6/1/2018	20:05	-	20:10	61.8	66.0	58.9
6/1/2018	20:10	-	20:15	60.0	65.7	57.4
6/1/2018	20:15	-	20:20	59.7	64.7	57.4
6/1/2018	20:20	-	20:25	61.2	65.2	58.7
6/1/2018	20:25	-	20:30	61.5	68.2	58.1
6/1/2018	20:30	-	20:35	60.8	64.8	57.6

Date	Start Time	-	End Time	LAeq	L10	L90
6/1/2018	20:35	-	20:40	59.9	63.9	57.3
6/1/2018	20:40	-	20:45	59.6	64.1	56.8
6/1/2018	20:45	-	20:50	60.8	66.2	57.6
6/1/2018	20:50	-	20:55	60.0	63.7	57.1
6/1/2018	20:55	-	21:00	59.2	62.6	56.6
6/1/2018	21:00	-	21:05	61.1	67.3	58.1
6/1/2018	21:05	-	21:10	61.9	67.0	58.1
6/1/2018	21:10	-	21:15	60.8	65.5	58.0
6/1/2018	21:15	-	21:20	59.2	62.4	56.8
6/1/2018	21:20	-	21:25	59.1	62.7	56.8
6/1/2018	21:25	-	21:30	62.1	67.1	58.8
6/1/2018	21:30	-	21:35	60.5	65.0	57.3
6/1/2018	21:35	-	21:40	61.0	66.3	57.6
6/1/2018	21:40	-	21:45	61.3	66.8	57.9
6/1/2018	21:45	-	21:50	59.5	66.1	56.7
6/1/2018	21:50	-	21:55	60.2	67.2	57.1
6/1/2018	21:55	-	22:00	61.4	66.1	57.8
6/1/2018	22:00	-	22:05	60.8	66.8	57.2
6/1/2018	22:05	-	22:10	60.6	65.0	57.5
6/1/2018	22:10	-	22:15	60.2	66.0	57.2
6/1/2018	22:15	-	22:20	61.0	66.1	57.6
6/1/2018	22:20	-	22:25	60.6	65.0	57.2
6/1/2018	22:25	-	22:30	58.9	61.9	56.0
6/1/2018	22:30	-	22:35	60.0	65.0	57.3
6/1/2018	22:35	-	22:40	60.2	64.5	57.1
6/1/2018	22:40	-	22:45	63.1	73.5	58.8
6/1/2018	22:45	-	22:50	59.3	67.8	56.3
6/1/2018	22:50	-	22:55	59.2	63.0	56.5
6/1/2018	22:55	-	23:00	60.6	66.5	57.0
6/1/2018	23:00	-	23:05	60.2	65.0	57.1
6/1/2018	23:05	-	23:10	58.2	63.3	55.6
6/1/2018	23:10	-	23:15	59.3	63.8	56.2
6/1/2018	23:15	-	23:20	61.1	68.0	56.8
6/1/2018	23:20	-	23:25	59.5	63.7	56.2
6/1/2018	23:25	-	23:30	58.5	64.9	55.6

Date	Start Time	-	End Time	LAeq	L10	L90
6/1/2018	23:30	-	23:35	57.7	63.2	55.2
6/1/2018	23:35	-	23:40	59.7	64.5	56.3
6/1/2018	23:40	-	23:45	58.0	61.7	55.4
6/1/2018	23:45	-	23:50	59.4	66.5	55.9
6/1/2018	23:50	-	23:55	59.6	66.4	56.2
6/1/2018	23:55	-	0:00	59.1	66.3	55.8
7/1/2018	0:00	-	0:05	59.6	66.1	56.1
7/1/2018	0:05	-	0:10	56.1	61.3	54.3
7/1/2018	0:10	-	0:15	56.9	63.0	54.7
7/1/2018	0:15	-	0:20	56.1	59.1	54.3
7/1/2018	0:20	-	0:25	59.0	65.1	55.8
7/1/2018	0:25	-	0:30	56.5	61.3	54.4
7/1/2018	0:30	-	0:35	56.1	60.8	54.1
7/1/2018	0:35	-	0:40	55.8	59.4	54.0
7/1/2018	0:40	-	0:45	56.2	61.5	54.4
7/1/2018	0:45	-	0:50	60.0	69.3	56.1
7/1/2018	0:50	-	0:55	55.4	58.4	53.8
7/1/2018	0:55	-	1:00	56.9	61.7	54.6
7/1/2018	1:00	-	1:05	55.8	61.2	53.9
7/1/2018	1:05	-	1:10	57.6	65.2	54.8
7/1/2018	1:10	-	1:15	55.3	58.6	53.6
7/1/2018	1:15	-	1:20	56.2	64.7	54.1
7/1/2018	1:20	-	1:25	54.5	57.5	53.2
7/1/2018	1:25	-	1:30	55.4	59.9	53.8
7/1/2018	1:30	-	1:35	55.2	60.5	53.7
7/1/2018	1:35	-	1:40	55.8	61.5	54.0
7/1/2018	1:40	-	1:45	55.0	58.3	53.6
7/1/2018	1:45	-	1:50	55.7	61.7	53.7
7/1/2018	1:50	-	1:55	54.7	58.4	53.3
7/1/2018	1:55	-	2:00	56.3	62.8	54.2
7/1/2018	2:00	-	2:05	54.9	58.4	53.5
7/1/2018	2:05	-	2:10	54.8	59.0	53.4
7/1/2018	2:10	-	2:15	54.9	58.4	53.4
7/1/2018	2:15	-	2:20	54.2	58.0	52.9
7/1/2018	2:20	-	2:25	54.8	64.2	53.4

Date	Start Time	-	End Time	LAeq	L10	L90
7/1/2018	2:25	-	2:30	55.3	61.2	53.5
7/1/2018	2:30	-	2:35	54.2	58.0	53.1
7/1/2018	2:35	-	2:40	54.9	60.5	53.5
7/1/2018	2:40	-	2:45	55.3	59.7	53.7
7/1/2018	2:45	-	2:50	55.2	60.9	53.6
7/1/2018	2:50	-	2:55	53.8	57.8	52.8
7/1/2018	2:55	-	3:00	54.3	59.0	53.1
7/1/2018	3:00	-	3:05	54.5	59.8	53.2
7/1/2018	3:05	-	3:10	55.5	61.1	53.7
7/1/2018	3:10	-	3:15	54.9	59.2	53.5
7/1/2018	3:15	-	3:20	54.7	58.7	53.3
7/1/2018	3:20	-	3:25	57.1	63.6	54.6
7/1/2018	3:25	-	3:30	55.6	62.2	53.9
7/1/2018	3:30	-	3:35	53.8	56.6	52.9
7/1/2018	3:35	-	3:40	54.0	57.8	53.0
7/1/2018	3:40	-	3:45	53.7	57.3	52.8
7/1/2018	3:45	-	3:50	54.2	58.3	53.1
7/1/2018	3:50	-	3:55	54.4	58.2	53.2
7/1/2018	3:55	-	4:00	55.2	59.8	53.6
7/1/2018	4:00	-	4:05	55.0	60.1	53.5
7/1/2018	4:05	-	4:10	54.1	57.4	53.1
7/1/2018	4:10	-	4:15	55.8	59.5	53.6
7/1/2018	4:15	-	4:20	54.9	58.7	53.5
7/1/2018	4:20	-	4:25	54.3	57.4	53.2
7/1/2018	4:25	-	4:30	53.6	56.3	52.7
7/1/2018	4:30	-	4:35	54.0	57.0	53.0
7/1/2018	4:35	-	4:40	54.7	58.9	53.4
7/1/2018	4:40	-	4:45	53.9	56.2	52.9
7/1/2018	4:45	-	4:50	55.8	59.0	54.0
7/1/2018	4:50	-	4:55	56.8	61.8	54.4
7/1/2018	4:55	-	5:00	56.0	62.1	54.1
7/1/2018	5:00	-	5:05	54.6	58.7	53.4
7/1/2018	5:05	-	5:10	56.3	62.7	54.2
7/1/2018	5:10	-	5:15	55.9	61.0	54.0
7/1/2018	5:15	-	5:20	56.8	62.4	54.4

Date	Start Time	-	End Time	LAeq	L10	L90
7/1/2018	5:20	-	5:25	54.7	59.8	53.2
7/1/2018	5:25	-	5:30	57.5	66.4	54.8
7/1/2018	5:30	-	5:35	56.2	61.3	54.2
7/1/2018	5:35	-	5:40	55.0	58.7	53.6
7/1/2018	5:40	-	5:45	57.6	63.3	55.0
7/1/2018	5:45	-	5:50	59.7	66.4	56.0
7/1/2018	5:50	-	5:55	60.1	68.2	56.3
7/1/2018	5:55	-	6:00	57.7	61.9	55.1
7/1/2018	6:00	-	6:05	57.7	62.1	55.3
7/1/2018	6:05	-	6:10	59.6	65.2	56.1
7/1/2018	6:10	-	6:15	59.2	66.4	56.1
7/1/2018	6:15	-	6:20	60.6	66.6	56.9
7/1/2018	6:20	-	6:25	58.1	63.2	55.6
7/1/2018	6:25	-	6:30	61.0	65.0	57.4
7/1/2018	6:30	-	6:35	60.6	64.9	57.4
7/1/2018	6:35	-	6:40	60.3	65.9	57.5
7/1/2018	6:40	-	6:45	69.0	78.9	61.9
7/1/2018	6:45	-	6:50	61.8	68.8	58.4
7/1/2018	6:50	-	6:55	64.3	69.5	60.4
7/1/2018	6:55	-	7:00	61.3	64.4	58.1
7/1/2018	7:00	-	7:05	62.1	66.3	59.4
7/1/2018	7:05	-	7:10	65.8	72.4	61.3
7/1/2018	7:10	-	7:15	63.0	68.4	59.7
7/1/2018	7:15	-	7:20	63.8	70.2	60.7
7/1/2018	7:20	-	7:25	62.1	66.5	59.0
7/1/2018	7:25	-	7:30	63.4	69.3	60.1
7/1/2018	7:30	-	7:35	64.2	67.9	60.8
7/1/2018	7:35	-	7:40	64.0	69.1	60.6
7/1/2018	7:40	-	7:45	62.9	66.4	60.2
7/1/2018	7:45	-	7:50	62.9	68.9	60.3
7/1/2018	7:50	-	7:55	64.9	71.7	61.5
7/1/2018	7:55	-	8:00	65.8	70.9	63.3
7/1/2018	8:00	-	8:05	63.9	72.2	61.9
7/1/2018	8:05	-	8:10	65.5	74.0	63.3
7/1/2018	8:10	-	8:15	67.9	72.8	64.0

Date	Start Time	-	End Time	LAeq	L10	L90
7/1/2018	8:15	-	8:20	64.7	68.4	62.6
7/1/2018	8:20	-	8:25	66.2	71.4	63.3
7/1/2018	8:25	-	8:30	63.5	70.7	61.2
7/1/2018	8:30	-	8:35	64.1	68.5	61.8
7/1/2018	8:35	-	8:40	65.2	74.3	63.2
7/1/2018	8:40	-	8:45	67.0	78.3	63.1
7/1/2018	8:45	-	8:50	63.7	72.9	61.2
7/1/2018	8:50	-	8:55	67.1	78.0	63.0
7/1/2018	8:55	-	9:00	66.9	76.2	64.0
7/1/2018	9:00	-	9:05	65.3	72.7	62.5
7/1/2018	9:05	-	9:10	63.9	72.4	61.8
7/1/2018	9:10	-	9:15	64.0	68.6	61.5
7/1/2018	9:15	-	9:20	64.1	69.7	61.5
7/1/2018	9:20	-	9:25	65.4	74.8	62.2
7/1/2018	9:25	-	9:30	62.0	68.1	60.5
7/1/2018	9:30	-	9:35	64.2	72.5	61.9
7/1/2018	9:35	-	9:40	68.8	79.1	64.7
7/1/2018	9:40	-	9:45	65.1	68.8	62.8
7/1/2018	9:45	-	9:50	68.5	82.2	64.1
7/1/2018	9:50	-	9:55	65.7	76.1	62.4
7/1/2018	9:55	-	10:00	65.1	70.1	62.2
7/1/2018	10:00	-	10:05	63.9	70.0	61.5
7/1/2018	10:05	-	10:10	64.5	72.0	62.0
7/1/2018	10:10	-	10:15	65.0	72.2	62.5
7/1/2018	10:15	-	10:20	64.8	71.4	62.3
7/1/2018	10:20	-	10:25	65.6	71.7	63.3
7/1/2018	10:25	-	10:30	64.9	70.1	62.5
7/1/2018	10:30	-	10:35	64.7	70.8	62.4
7/1/2018	10:35	-	10:40	65.9	72.1	62.9
7/1/2018	10:40	-	10:45	65.9	70.8	63.6
7/1/2018	10:45	-	10:50	64.5	73.8	62.3
7/1/2018	10:50	-	10:55	65.3	75.2	62.4
7/1/2018	10:55	-	11:00	64.4	73.6	62.1
7/1/2018	11:00	-	11:05	64.7	73.0	62.0
7/1/2018	11:05	-	11:10	64.6	69.8	62.0

Date	Start Time	-	End Time	LAeq	L10	L90
7/1/2018	11:10	-	11:15	62.9	66.7	60.5
7/1/2018	11:15	-	11:20	62.4	65.7	60.5
7/1/2018	11:20	-	11:25	64.2	69.9	61.6
7/1/2018	11:25	-	11:30	68.0	78.4	63.3
7/1/2018	11:30	-	11:35	72.2	83.5	68.7
7/1/2018	11:35	-	11:40	68.6	76.4	65.7
7/1/2018	11:40	-	11:45	76.0	88.7	65.3
7/1/2018	11:45	-	11:50	70.6	82.2	62.8
7/1/2018	11:50	-	11:55	68.9	80.0	61.4
7/1/2018	11:55	-	12:00	71.9	85.1	63.4
7/1/2018	12:00	-	12:05	66.9	72.8	61.0
7/1/2018	12:05	-	12:10	64.7	69.7	60.0
7/1/2018	12:10	-	12:15	65.4	71.4	59.7
7/1/2018	12:15	-	12:20	66.3	72.3	59.8
7/1/2018	12:20	-	12:25	66.8	74.5	60.3
7/1/2018	12:25	-	12:30	65.9	76.4	60.7
7/1/2018	12:30	-	12:35	67.8	74.6	62.8
7/1/2018	12:35	-	12:40	68.7	74.5	62.9
7/1/2018	12:40	-	12:45	66.7	72.2	62.8
7/1/2018	12:45	-	12:50	66.6	72.9	62.2
7/1/2018	12:50	-	12:55	65.7	70.6	62.2
7/1/2018	12:55	-	13:00	67.3	74.2	62.9
7/1/2018	13:00	-	13:05	67.1	73.8	62.6
7/1/2018	13:05	-	13:10	65.9	71.7	61.8
7/1/2018	13:10	-	13:15	65.9	71.4	62.0
7/1/2018	13:15	-	13:20	67.9	73.3	63.6
7/1/2018	13:20	-	13:25	66.1	75.7	61.8
7/1/2018	13:25	-	13:30	64.6	70.3	60.4
7/1/2018	13:30	-	13:35	65.7	74.0	61.7
7/1/2018	13:35	-	13:40	66.2	70.7	61.9
7/1/2018	13:40	-	13:45	64.9	74.0	61.1
7/1/2018	13:45	-	13:50	66.7	75.5	62.5
7/1/2018	13:50	-	13:55	68.3	79.0	63.4
7/1/2018	13:55	-	14:00	69.0	78.9	64.0
7/1/2018	14:00	-	14:05	67.5	80.2	63.2

Date	Start Time	-	End Time	LAeq	L10	L90
7/1/2018	14:05	-	14:10	66.8	73.7	63.1
7/1/2018	14:10	-	14:15	66.9	72.9	63.0
7/1/2018	14:15	-	14:20	67.6	75.1	63.0
7/1/2018	14:20	-	14:25	65.7	71.3	62.0
7/1/2018	14:25	-	14:30	66.1	71.8	62.3
7/1/2018	14:30	-	14:35	65.8	71.4	62.6
7/1/2018	14:35	-	14:40	68.0	74.3	63.4
7/1/2018	14:40	-	14:45	67.4	73.7	63.4
7/1/2018	14:45	-	14:50	66.7	73.2	62.0
7/1/2018	14:50	-	14:55	66.3	73.7	62.1
7/1/2018	14:55	-	15:00	68.9	76.2	63.7
7/1/2018	15:00	-	15:05	68.3	75.5	63.8
7/1/2018	15:05	-	15:10	65.2	70.8	61.4
7/1/2018	15:10	-	15:15	67.0	73.0	62.8
7/1/2018	15:15	-	15:20	66.9	74.2	62.8
7/1/2018	15:20	-	15:25	67.7	73.0	63.8
7/1/2018	15:25	-	15:30	67.2	72.5	63.6
7/1/2018	15:30	-	15:35	67.5	76.7	63.0
7/1/2018	15:35	-	15:40	67.9	73.5	62.7
7/1/2018	15:40	-	15:45	75.2	87.4	66.5
7/1/2018	15:45	-	15:50	66.4	72.6	62.1
7/1/2018	15:50	-	15:55	66.7	71.6	62.8
7/1/2018	15:55	-	16:00	66.3	75.8	62.0
7/1/2018	16:00	-	16:05	68.4	74.1	63.2
7/1/2018	16:05	-	16:10	64.4	69.5	60.9
7/1/2018	16:10	-	16:15	66.5	72.0	62.9
7/1/2018	16:15	-	16:20	65.7	70.0	62.6
7/1/2018	16:20	-	16:25	66.8	73.0	62.8
7/1/2018	16:25	-	16:30	66.8	74.5	62.7
7/1/2018	16:30	-	16:35	64.9	70.1	61.8
7/1/2018	16:35	-	16:40	67.6	79.0	62.3
7/1/2018	16:40	-	16:45	66.0	71.4	60.8
7/1/2018	16:45	-	16:50	66.5	72.4	61.0
7/1/2018	16:50	-	16:55	68.0	75.5	60.8
7/1/2018	16:55	-	17:00	65.8	72.7	60.2

Date	Start Time	-	End Time	LAeq	L10	L90
7/1/2018	17:00	-	17:05	66.7	72.6	60.5
7/1/2018	17:05	-	17:10	67.4	76.3	61.0
7/1/2018	17:10	-	17:15	65.9	70.6	60.8
7/1/2018	17:15	-	17:20	68.0	75.0	61.5
7/1/2018	17:20	-	17:25	67.8	72.7	62.0
7/1/2018	17:25	-	17:30	65.3	72.4	59.7
7/1/2018	17:30	-	17:35	65.3	70.9	60.0
7/1/2018	17:35	-	17:40	66.5	71.7	60.6
7/1/2018	17:40	-	17:45	66.9	72.9	61.0
7/1/2018	17:45	-	17:50	65.3	72.0	59.4
7/1/2018	17:50	-	17:55	64.5	71.1	60.3
7/1/2018	17:55	-	18:00	66.7	72.7	62.1
7/1/2018	18:00	-	18:05	68.3	75.3	61.3
7/1/2018	18:05	-	18:10	66.8	73.1	60.0
7/1/2018	18:10	-	18:15	65.9	72.2	59.8
7/1/2018	18:15	-	18:20	66.0	72.4	59.0
7/1/2018	18:20	-	18:25	64.6	71.1	58.1
7/1/2018	18:25	-	18:30	63.7	70.5	58.1
7/1/2018	18:30	-	18:35	64.8	70.1	59.9
7/1/2018	18:35	-	18:40	64.8	71.1	57.8
7/1/2018	18:40	-	18:45	64.7	71.4	57.5
7/1/2018	18:45	-	18:50	63.6	70.0	57.4
7/1/2018	18:50	-	18:55	65.2	71.4	58.6
7/1/2018	18:55	-	19:00	66.6	72.9	59.2
7/1/2018	19:00	-	19:05	61.7	66.3	57.0
7/1/2018	19:05	-	19:10	65.9	71.8	61.3
7/1/2018	19:10	-	19:15	63.5	69.1	58.2
7/1/2018	19:15	-	19:20	66.2	72.1	60.6
7/1/2018	19:20	-	19:25	67.7	74.9	60.1
7/1/2018	19:25	-	19:30	66.5	72.4	60.9
7/1/2018	19:30	-	19:35	65.0	71.6	59.5
7/1/2018	19:35	-	19:40	70.3	76.4	62.1
7/1/2018	19:40	-	19:45	66.2	74.6	59.0
7/1/2018	19:45	-	19:50	65.6	72.8	59.0
7/1/2018	19:50	-	19:55	66.5	71.1	61.3

Date	Start Time	-	End Time	LAeq	L10	L90
7/1/2018	19:55	-	20:00	66.9	73.1	62.4
7/1/2018	20:00	-	20:05	65.8	71.4	58.6
7/1/2018	20:05	-	20:10	65.3	72.0	58.4
7/1/2018	20:10	-	20:15	62.1	69.5	56.2
7/1/2018	20:15	-	20:20	62.4	70.1	56.1
7/1/2018	20:20	-	20:25	63.9	69.8	57.6
7/1/2018	20:25	-	20:30	65.1	71.2	58.9
7/1/2018	20:30	-	20:35	64.4	71.6	58.9
7/1/2018	20:35	-	20:40	60.3	68.1	56.5
7/1/2018	20:40	-	20:45	64.8	71.4	58.0
7/1/2018	20:45	-	20:50	62.5	68.3	56.8
7/1/2018	20:50	-	20:55	66.7	72.2	58.5
7/1/2018	20:55	-	21:00	64.6	72.1	57.8
7/1/2018	21:00	-	21:05	64.6	71.4	57.7
7/1/2018	21:05	-	21:10	64.0	72.2	56.8
7/1/2018	21:10	-	21:15	61.6	67.8	56.0
7/1/2018	21:15	-	21:20	67.4	75.7	59.6
7/1/2018	21:20	-	21:25	66.3	72.4	59.3
7/1/2018	21:25	-	21:30	62.1	68.6	56.5
7/1/2018	21:30	-	21:35	64.9	71.3	58.9
7/1/2018	21:35	-	21:40	65.4	72.9	58.0
7/1/2018	21:40	-	21:45	66.0	75.1	58.6
7/1/2018	21:45	-	21:50	63.0	68.8	56.7
7/1/2018	21:50	-	21:55	63.4	71.6	57.5
7/1/2018	21:55	-	22:00	64.6	71.4	57.2
7/1/2018	22:00	-	22:05	67.1	73.6	59.4
7/1/2018	22:05	-	22:10	64.8	71.4	58.0
7/1/2018	22:10	-	22:15	62.9	69.3	56.0
7/1/2018	22:15	-	22:20	63.6	70.1	56.9
7/1/2018	22:20	-	22:25	65.5	73.4	57.6
7/1/2018	22:25	-	22:30	63.9	72.2	56.7
7/1/2018	22:30	-	22:35	62.7	69.5	56.5
7/1/2018	22:35	-	22:40	64.0	70.4	56.3
7/1/2018	22:40	-	22:45	67.1	75.3	58.0
7/1/2018	22:45	-	22:50	63.1	69.7	56.2

Date	Start Time	-	End Time	LAeq	L10	L90
7/1/2018	22:50	-	22:55	63.7	70.2	56.0
7/1/2018	22:55	-	23:00	63.0	69.8	55.6
7/1/2018	23:00	-	23:05	63.6	71.7	55.9
7/1/2018	23:05	-	23:10	60.2	65.5	54.5
7/1/2018	23:10	-	23:15	64.0	73.9	56.4
7/1/2018	23:15	-	23:20	65.8	72.3	56.8
7/1/2018	23:20	-	23:25	64.1	71.7	56.0
7/1/2018	23:25	-	23:30	60.4	66.9	53.9
7/1/2018	23:30	-	23:35	62.5	69.0	55.1
7/1/2018	23:35	-	23:40	64.4	71.7	56.3
7/1/2018	23:40	-	23:45	63.8	70.1	55.8
7/1/2018	23:45	-	23:50	65.1	73.2	56.1
7/1/2018	23:50	-	23:55	64.2	71.1	56.2
7/1/2018	23:55	-	0:00	61.4	68.6	54.4
8/1/2018	0:00	-	0:05	64.6	72.2	56.2
8/1/2018	0:05	-	0:10	62.3	69.8	54.7
8/1/2018	0:10	-	0:15	56.0	63.2	51.7
8/1/2018	0:15	-	0:20	59.8	68.9	53.5
8/1/2018	0:20	-	0:25	58.8	64.9	52.9
8/1/2018	0:25	-	0:30	63.6	70.8	55.3
8/1/2018	0:30	-	0:35	64.1	73.8	55.6
8/1/2018	0:35	-	0:40	55.9	62.6	51.3
8/1/2018	0:40	-	0:45	58.0	65.4	52.5
8/1/2018	0:45	-	0:50	59.2	67.0	53.1
8/1/2018	0:50	-	0:55	57.9	64.0	52.3
8/1/2018	0:55	-	1:00	57.7	63.4	52.2
8/1/2018	1:00	-	1:05	64.5	73.1	55.9
8/1/2018	1:05	-	1:10	52.4	58.9	49.4
8/1/2018	1:10	-	1:15	54.8	61.3	50.8
8/1/2018	1:15	-	1:20	56.5	64.6	51.6
8/1/2018	1:20	-	1:25	57.5	62.9	52.2
8/1/2018	1:25	-	1:30	58.5	65.6	52.6
8/1/2018	1:30	-	1:35	55.2	62.0	50.9
8/1/2018	1:35	-	1:40	58.6	66.3	52.6
8/1/2018	1:40	-	1:45	56.3	63.5	51.5

Date	Start Time	-	End Time	LAeq	L10	L90
8/1/2018	1:45	-	1:50	53.6	60.1	50.1
8/1/2018	1:50	-	1:55	55.3	63.2	51.0
8/1/2018	1:55	-	2:00	55.7	61.7	51.3
8/1/2018	2:00	-	2:05	53.6	60.2	50.1
8/1/2018	2:05	-	2:10	54.1	60.5	50.3
8/1/2018	2:10	-	2:15	56.2	63.4	51.5
8/1/2018	2:15	-	2:20	58.8	65.0	52.9
8/1/2018	2:20	-	2:25	56.7	66.0	51.6
8/1/2018	2:25	-	2:30	53.0	58.9	49.8
8/1/2018	2:30	-	2:35	54.1	60.8	50.3
8/1/2018	2:35	-	2:40	57.8	66.4	52.1
8/1/2018	2:40	-	2:45	51.7	57.7	49.0
8/1/2018	2:45	-	2:50	56.8	64.8	51.6
8/1/2018	2:50	-	2:55	54.9	60.7	50.6
8/1/2018	2:55	-	3:00	55.0	61.3	50.6
8/1/2018	3:00	-	3:05	52.6	58.7	49.6
8/1/2018	3:05	-	3:10	54.5	61.0	50.4
8/1/2018	3:10	-	3:15	55.2	64.0	50.8
8/1/2018	3:15	-	3:20	56.5	63.0	51.5
8/1/2018	3:20	-	3:25	59.5	67.8	53.1
8/1/2018	3:25	-	3:30	58.3	67.1	52.4
8/1/2018	3:30	-	3:35	54.8	61.1	50.5
8/1/2018	3:35	-	3:40	52.4	59.5	49.4
8/1/2018	3:40	-	3:45	53.7	60.1	50.0
8/1/2018	3:45	-	3:50	50.6	57.4	48.5
8/1/2018	3:50	-	3:55	53.9	60.5	50.2
8/1/2018	3:55	-	4:00	55.9	61.4	51.1
8/1/2018	4:00	-	4:05	53.2	59.8	49.7
8/1/2018	4:05	-	4:10	56.1	64.0	51.3
8/1/2018	4:10	-	4:15	56.5	62.4	51.5
8/1/2018	4:15	-	4:20	57.8	65.5	52.2
8/1/2018	4:20	-	4:25	51.7	58.1	48.9
8/1/2018	4:25	-	4:30	56.3	62.2	51.3
8/1/2018	4:30	-	4:35	56.5	66.3	51.4
8/1/2018	4:35	-	4:40	53.1	60.5	49.5

Date	Start Time	-	End Time	LAeq	L10	L90
8/1/2018	4:40	-	4:45	53.3	60.5	49.7
8/1/2018	4:45	-	4:50	59.6	65.6	52.9
8/1/2018	4:50	-	4:55	58.7	66.6	52.5
8/1/2018	4:55	-	5:00	57.4	64.8	51.9
8/1/2018	5:00	-	5:05	55.1	62.2	50.8
8/1/2018	5:05	-	5:10	58.2	66.6	52.2
8/1/2018	5:10	-	5:15	56.0	62.9	51.1
8/1/2018	5:15	-	5:20	58.5	67.7	52.4
8/1/2018	5:20	-	5:25	57.4	64.7	52.0
8/1/2018	5:25	-	5:30	54.6	63.3	50.7
8/1/2018	5:30	-	5:35	57.6	63.5	52.2
8/1/2018	5:35	-	5:40	54.7	60.8	50.7
8/1/2018	5:40	-	5:45	63.1	70.8	54.8
8/1/2018	5:45	-	5:50	65.1	72.5	56.0
8/1/2018	5:50	-	5:55	56.1	61.3	51.5
8/1/2018	5:55	-	6:00	60.9	67.0	53.9
8/1/2018	6:00	-	6:05	61.5	69.3	54.7
8/1/2018	6:05	-	6:10	61.7	68.9	54.5
8/1/2018	6:10	-	6:15	60.9	69.2	54.1
8/1/2018	6:15	-	6:20	63.5	72.3	55.3
8/1/2018	6:20	-	6:25	63.2	70.5	55.7
8/1/2018	6:25	-	6:30	62.2	69.1	54.9
8/1/2018	6:30	-	6:35	61.1	65.3	54.7
8/1/2018	6:35	-	6:40	63.8	70.4	56.1
8/1/2018	6:40	-	6:45	65.7	73.8	57.4
8/1/2018	6:45	-	6:50	63.3	70.7	56.3
8/1/2018	6:50	-	6:55	64.5	69.2	57.2
8/1/2018	6:55	-	7:00	68.0	76.3	59.5
8/1/2018	7:00	-	7:05	64.3	70.3	57.2
8/1/2018	7:05	-	7:10	62.9	69.3	56.6
8/1/2018	7:10	-	7:15	63.3	69.9	57.0
8/1/2018	7:15	-	7:20	64.6	71.7	57.4
8/1/2018	7:20	-	7:25	64.9	71.2	57.8
8/1/2018	7:25	-	7:30	67.0	73.5	59.3
8/1/2018	7:30	-	7:35	64.7	71.5	57.5

Date	Start Time	-	End Time	LAeq	L10	L90
8/1/2018	7:35	-	7:40	62.3	68.7	57.0
8/1/2018	7:40	-	7:45	66.8	74.6	59.9
8/1/2018	7:45	-	7:50	67.9	73.0	63.2
8/1/2018	7:50	-	7:55	67.0	74.1	64.1
8/1/2018	7:55	-	8:00	67.0	73.6	64.1
8/1/2018	8:00	-	8:05	67.1	73.1	64.2
8/1/2018	8:05	-	8:10	68.5	75.1	64.3
8/1/2018	8:10	-	8:15	65.6	74.6	62.2
8/1/2018	8:15	-	8:20	67.4	72.5	63.7
8/1/2018	8:20	-	8:25	66.5	72.5	63.1
8/1/2018	8:25	-	8:30	65.8	71.1	62.8
8/1/2018	8:30	-	8:35	66.1	70.8	62.6
8/1/2018	8:35	-	8:40	67.5	77.0	63.5
8/1/2018	8:40	-	8:45	68.7	75.9	63.9
8/1/2018	8:45	-	8:50	66.5	73.9	62.4
8/1/2018	8:50	-	8:55	67.3	73.0	63.2
8/1/2018	8:55	-	9:00	66.5	71.8	62.7
8/1/2018	9:00	-	9:05	69.0	74.3	64.5
8/1/2018	9:05	-	9:10	69.8	74.7	66.2
8/1/2018	9:10	-	9:15	68.5	74.3	64.6
8/1/2018	9:15	-	9:20	68.0	74.2	64.3
8/1/2018	9:20	-	9:25	68.8	74.5	65.5
8/1/2018	9:25	-	9:30	68.5	74.3	64.9
8/1/2018	9:30	-	9:35	68.5	73.7	65.3
8/1/2018	9:35	-	9:40	68.7	72.6	65.3
8/1/2018	9:40	-	9:45	67.5	72.8	64.2
8/1/2018	9:45	-	9:50	66.0	72.1	63.1
8/1/2018	9:50	-	9:55	67.0	72.8	63.5
8/1/2018	9:55	-	10:00	67.1	72.6	63.7
8/1/2018	10:00	-	10:05	68.7	74.3	64.2
8/1/2018	10:05	-	10:10	69.5	75.3	64.7
8/1/2018	10:10	-	10:15	68.3	74.3	64.7
8/1/2018	10:15	-	10:20	66.6	71.0	63.0
8/1/2018	10:20	-	10:25	66.3	72.9	63.1
8/1/2018	10:25	-	10:30	68.4	75.0	64.6

Date	Start Time	-	End Time	LAeq	L10	L90
8/1/2018	10:30	-	10:35	66.3	72.6	63.2
8/1/2018	10:35	-	10:40	66.9	72.2	63.7
8/1/2018	10:40	-	10:45	66.2	72.7	62.9
8/1/2018	10:45	-	10:50	67.2	75.5	63.1
8/1/2018	10:50	-	10:55	66.1	72.0	62.8
8/1/2018	10:55	-	11:00	68.3	75.5	63.8
8/1/2018	11:00	-	11:05	69.3	78.1	63.7
8/1/2018	11:05	-	11:10	69.8	79.0	64.2
8/1/2018	11:10	-	11:15	68.1	78.2	63.3
8/1/2018	11:15	-	11:20	68.3	77.0	63.0
8/1/2018	11:20	-	11:25	68.1	75.0	62.4
8/1/2018	11:25	-	11:30	67.1	72.8	61.9
8/1/2018	11:30	-	11:35	64.9	70.7	59.1
8/1/2018	11:35	-	11:40	65.2	72.0	59.3
8/1/2018	11:40	-	11:45	67.4	74.1	60.1
8/1/2018	11:45	-	11:50	65.3	72.4	59.4
8/1/2018	11:50	-	11:55	65.3	70.7	59.5
8/1/2018	11:55	-	12:00	65.6	72.9	59.1
8/1/2018	12:00	-	12:05	67.1	73.5	60.6
8/1/2018	12:05	-	12:10	66.3	71.6	59.8
8/1/2018	12:10	-	12:15	65.0	70.7	59.3
8/1/2018	12:15	-	12:20	66.3	73.5	59.1
8/1/2018	12:20	-	12:25	64.5	72.0	58.9
8/1/2018	12:25	-	12:30	66.5	74.3	61.3
8/1/2018	12:30	-	12:35	66.2	73.9	62.0
8/1/2018	12:35	-	12:40	69.5	75.3	64.1
8/1/2018	12:40	-	12:45	66.0	71.8	62.3
8/1/2018	12:45	-	12:50	66.8	72.8	63.1
8/1/2018	12:50	-	12:55	68.2	75.2	63.4
8/1/2018	12:55	-	13:00	68.2	74.9	63.7
8/1/2018	13:00	-	13:05	67.2	73.8	63.1
8/1/2018	13:05	-	13:10	66.8	71.9	63.5
8/1/2018	13:10	-	13:15	65.4	70.2	62.2
8/1/2018	13:15	-	13:20	67.3	75.1	63.6
8/1/2018	13:20	-	13:25	69.2	75.3	65.0

Date	Start Time	-	End Time	LAeq	L10	L90
8/1/2018	13:25	-	13:30	69.1	75.4	65.0
8/1/2018	13:30	-	13:35	68.3	73.7	64.2
8/1/2018	13:35	-	13:40	70.2	74.9	66.6
8/1/2018	13:40	-	13:45	69.5	77.7	65.3
8/1/2018	13:45	-	13:50	66.6	73.0	63.1
8/1/2018	13:50	-	13:55	68.9	77.0	63.2
8/1/2018	13:55	-	14:00	69.4	76.4	63.7
8/1/2018	14:00	-	14:05	68.3	76.3	63.1
8/1/2018	14:05	-	14:10	69.2	75.4	63.4
8/1/2018	14:10	-	14:15	65.7	73.3	62.1
8/1/2018	14:15	-	14:20	67.7	75.9	63.5
8/1/2018	14:20	-	14:25	66.7	73.9	62.3
8/1/2018	14:25	-	14:30	66.7	72.1	62.6
8/1/2018	14:30	-	14:35	66.3	71.9	62.6
8/1/2018	14:35	-	14:40	66.0	72.3	62.4
8/1/2018	14:40	-	14:45	67.8	73.5	63.3
8/1/2018	14:45	-	14:50	67.6	78.1	63.4
8/1/2018	14:50	-	14:55	66.5	73.6	62.7
8/1/2018	14:55	-	15:00	66.8	73.2	62.9
8/1/2018	15:00	-	15:05	69.0	78.1	63.9
8/1/2018	15:05	-	15:10	67.1	72.7	62.7
8/1/2018	15:10	-	15:15	67.1	73.0	62.2
8/1/2018	15:15	-	15:20	66.5	73.6	61.7
8/1/2018	15:20	-	15:25	66.9	75.1	61.9
8/1/2018	15:25	-	15:30	67.2	74.8	62.4
8/1/2018	15:30	-	15:35	67.5	74.1	62.7
8/1/2018	15:35	-	15:40	67.9	76.5	63.0
8/1/2018	15:40	-	15:45	66.4	73.5	62.4
8/1/2018	15:45	-	15:50	66.6	73.3	61.8
8/1/2018	15:50	-	15:55	68.7	74.6	63.2
8/1/2018	15:55	-	16:00	66.6	74.7	61.9
8/1/2018	16:00	-	16:05	70.6	78.3	64.1
8/1/2018	16:05	-	16:10	65.6	70.9	62.2
8/1/2018	16:10	-	16:15	67.9	74.4	63.2
8/1/2018	16:15	-	16:20	67.3	73.8	62.7

Date	Start Time	-	End Time	LAeq	L10	L90
8/1/2018	16:20	-	16:25	65.7	71.7	62.2
8/1/2018	16:25	-	16:30	67.2	73.4	62.8
8/1/2018	16:30	-	16:35	67.7	73.2	63.9
8/1/2018	16:35	-	16:40	65.4	71.8	62.2
8/1/2018	16:40	-	16:45	66.6	74.0	62.8
8/1/2018	16:45	-	16:50	65.8	72.3	59.7
8/1/2018	16:50	-	16:55	66.1	73.3	59.4
8/1/2018	16:55	-	17:00	64.3	70.7	58.3
8/1/2018	17:00	-	17:05	67.6	73.3	59.8
8/1/2018	17:05	-	17:10	65.6	72.1	59.0
8/1/2018	17:10	-	17:15	67.1	73.1	60.5
8/1/2018	17:15	-	17:20	65.2	72.1	58.9
8/1/2018	17:20	-	17:25	67.8	73.9	60.2
8/1/2018	17:25	-	17:30	63.5	69.9	58.2
8/1/2018	17:30	-	17:35	65.3	70.9	58.0
8/1/2018	17:35	-	17:40	65.1	70.9	58.6
8/1/2018	17:40	-	17:45	64.3	69.5	58.7
8/1/2018	17:45	-	17:50	67.9	74.1	61.1
8/1/2018	17:50	-	17:55	62.9	68.8	56.6
8/1/2018	17:55	-	18:00	64.4	71.1	58.1
8/1/2018	18:00	-	18:05	66.4	71.7	58.5
8/1/2018	18:05	-	18:10	66.6	72.5	59.9
8/1/2018	18:10	-	18:15	63.8	69.7	57.3
8/1/2018	18:15	-	18:20	66.3	72.8	58.6
8/1/2018	18:20	-	18:25	64.0	70.9	58.1
8/1/2018	18:25	-	18:30	64.0	68.0	57.3
8/1/2018	18:30	-	18:35	66.9	73.0	59.4
8/1/2018	18:35	-	18:40	65.1	72.5	57.6
8/1/2018	18:40	-	18:45	63.0	69.2	57.2
8/1/2018	18:45	-	18:50	65.8	73.5	58.0
8/1/2018	18:50	-	18:55	62.2	65.9	56.7
8/1/2018	18:55	-	19:00	65.8	72.9	57.8
8/1/2018	19:00	-	19:05	65.2	73.4	57.5
8/1/2018	19:05	-	19:10	65.0	71.1	58.2
8/1/2018	19:10	-	19:15	63.9	71.5	57.5

Date	Start Time	-	End Time	LAeq	L10	L90
8/1/2018	19:15	-	19:20	65.5	71.6	58.1
8/1/2018	19:20	-	19:25	62.9	68.1	56.3
8/1/2018	19:25	-	19:30	64.3	72.1	57.4
8/1/2018	19:30	-	19:35	64.1	70.9	57.1
8/1/2018	19:35	-	19:40	65.6	72.8	58.3
8/1/2018	19:40	-	19:45	65.5	72.1	58.0
8/1/2018	19:45	-	19:50	65.1	72.9	57.6
8/1/2018	19:50	-	19:55	63.6	69.7	57.7
8/1/2018	19:55	-	20:00	63.7	70.8	56.4
8/1/2018	20:00	-	20:05	67.2	76.0	58.7
8/1/2018	20:05	-	20:10	62.3	69.5	55.7
8/1/2018	20:10	-	20:15	64.1	71.2	56.8
8/1/2018	20:15	-	20:20	64.7	70.7	57.6
8/1/2018	20:20	-	20:25	62.6	68.8	56.0
8/1/2018	20:25	-	20:30	65.1	72.0	58.7
8/1/2018	20:30	-	20:35	66.3	72.8	58.4
8/1/2018	20:35	-	20:40	62.3	69.2	56.5
8/1/2018	20:40	-	20:45	64.6	71.3	57.4
8/1/2018	20:45	-	20:50	65.0	71.5	57.4
8/1/2018	20:50	-	20:55	62.0	67.7	55.4
8/1/2018	20:55	-	21:00	66.4	74.3	58.3
8/1/2018	21:00	-	21:05	64.6	71.7	57.3
8/1/2018	21:05	-	21:10	64.7	71.1	58.1
8/1/2018	21:10	-	21:15	63.0	69.4	56.4
8/1/2018	21:15	-	21:20	64.1	71.3	57.3
8/1/2018	21:20	-	21:25	63.1	69.7	56.8
8/1/2018	21:25	-	21:30	65.9	73.7	58.4
8/1/2018	21:30	-	21:35	65.4	71.2	57.8
8/1/2018	21:35	-	21:40	63.5	72.9	57.4
8/1/2018	21:40	-	21:45	65.4	72.9	57.4
8/1/2018	21:45	-	21:50	63.2	67.4	56.6
8/1/2018	21:50	-	21:55	61.3	68.4	55.5
8/1/2018	21:55	-	22:00	62.9	70.0	56.7
8/1/2018	22:00	-	22:05	64.8	70.6	57.2
8/1/2018	22:05	-	22:10	62.6	68.4	56.2

Date	Start Time	-	End Time	LAeq	L10	L90
8/1/2018	22:10	-	22:15	63.4	70.2	56.0
8/1/2018	22:15	-	22:20	62.2	69.1	55.3
8/1/2018	22:20	-	22:25	63.0	68.7	56.6
8/1/2018	22:25	-	22:30	67.3	73.2	59.2
8/1/2018	22:30	-	22:35	64.9	71.9	57.0
8/1/2018	22:35	-	22:40	64.4	70.5	57.2
8/1/2018	22:40	-	22:45	63.8	70.4	56.8
8/1/2018	22:45	-	22:50	62.9	69.0	56.9
8/1/2018	22:50	-	22:55	64.4	70.3	57.2
8/1/2018	22:55	-	23:00	62.8	68.3	55.8
8/1/2018	23:00	-	23:05	63.3	69.9	56.2
8/1/2018	23:05	-	23:10	61.5	66.9	55.1
8/1/2018	23:10	-	23:15	65.2	71.6	57.1
8/1/2018	23:15	-	23:20	61.4	65.9	54.8
8/1/2018	23:20	-	23:25	61.8	70.8	55.0
8/1/2018	23:25	-	23:30	63.3	70.0	56.0
8/1/2018	23:30	-	23:35	64.1	71.7	56.1
8/1/2018	23:35	-	23:40	59.3	65.5	54.1
8/1/2018	23:40	-	23:45	67.2	75.8	58.2
8/1/2018	23:45	-	23:50	63.0	70.1	55.9
8/1/2018	23:50	-	23:55	64.7	72.6	56.6
8/1/2018	23:55	-	0:00	62.6	69.9	55.2
9/1/2018	0:00	-	0:05	62.0	69.4	55.1
9/1/2018	0:05	-	0:10	60.7	67.5	54.5
9/1/2018	0:10	-	0:15	60.6	67.9	54.7
9/1/2018	0:15	-	0:20	59.9	67.2	54.2
9/1/2018	0:20	-	0:25	63.0	70.7	55.4
9/1/2018	0:25	-	0:30	58.2	64.7	52.8
9/1/2018	0:30	-	0:35	56.9	63.5	52.2
9/1/2018	0:35	-	0:40	58.2	64.1	52.8
9/1/2018	0:40	-	0:45	58.0	64.2	52.9
9/1/2018	0:45	-	0:50	60.5	69.1	54.3
9/1/2018	0:50	-	0:55	56.3	62.7	52.1
9/1/2018	0:55	-	1:00	59.2	66.9	53.4
9/1/2018	1:00	-	1:05	58.3	64.7	52.6

Date	Start Time	-	End Time	LAeq	L10	L90
9/1/2018	1:05	-	1:10	60.3	73.9	53.9
9/1/2018	1:10	-	1:15	56.7	63.1	52.0
9/1/2018	1:15	-	1:20	56.0	63.1	51.4
9/1/2018	1:20	-	1:25	56.7	63.5	51.8
9/1/2018	1:25	-	1:30	55.4	64.5	50.9
9/1/2018	1:30	-	1:35	57.4	63.3	52.0
9/1/2018	1:35	-	1:40	54.0	60.7	50.4
9/1/2018	1:40	-	1:45	56.4	63.1	51.5
9/1/2018	1:45	-	1:50	57.1	64.0	51.9
9/1/2018	1:50	-	1:55	55.7	61.7	51.0
9/1/2018	1:55	-	2:00	56.0	63.3	51.5
9/1/2018	2:00	-	2:05	56.1	62.8	51.4
9/1/2018	2:05	-	2:10	53.0	59.1	49.7
9/1/2018	2:10	-	2:15	54.2	59.7	50.4
9/1/2018	2:15	-	2:20	57.8	66.5	52.2
9/1/2018	2:20	-	2:25	53.1	60.3	49.6
9/1/2018	2:25	-	2:30	56.0	64.7	51.3
9/1/2018	2:30	-	2:35	55.4	61.3	50.9
9/1/2018	2:35	-	2:40	54.6	62.1	50.6
9/1/2018	2:40	-	2:45	52.6	59.7	49.5
9/1/2018	2:45	-	2:50	56.0	61.6	51.2
9/1/2018	2:50	-	2:55	54.7	59.9	50.6
9/1/2018	2:55	-	3:00	57.5	66.6	52.1
9/1/2018	3:00	-	3:05	53.2	59.4	49.9
9/1/2018	3:05	-	3:10	55.2	61.6	50.8
9/1/2018	3:10	-	3:15	52.2	58.7	49.2
9/1/2018	3:15	-	3:20	53.4	59.8	49.7
9/1/2018	3:20	-	3:25	53.8	60.9	50.0
9/1/2018	3:25	-	3:30	51.5	59.1	48.8
9/1/2018	3:30	-	3:35	52.6	60.0	49.3
9/1/2018	3:35	-	3:40	54.7	61.5	50.5
9/1/2018	3:40	-	3:45	53.0	61.2	49.5
9/1/2018	3:45	-	3:50	56.7	66.2	51.5
9/1/2018	3:50	-	3:55	50.8	58.0	48.5
9/1/2018	3:55	-	4:00	56.8	64.6	51.6

Date	Start Time	-	End Time	LAeq	L10	L90
9/1/2018	4:00	-	4:05	53.5	60.7	49.8
9/1/2018	4:05	-	4:10	55.7	61.5	50.8
9/1/2018	4:10	-	4:15	57.4	66.3	51.8
9/1/2018	4:15	-	4:20	58.3	67.8	52.1
9/1/2018	4:20	-	4:25	56.1	63.6	51.2
9/1/2018	4:25	-	4:30	53.8	59.9	50.1
9/1/2018	4:30	-	4:35	54.3	62.3	50.2
9/1/2018	4:35	-	4:40	57.3	65.8	51.9
9/1/2018	4:40	-	4:45	57.1	65.3	51.6
9/1/2018	4:45	-	4:50	55.0	61.6	50.6
9/1/2018	4:50	-	4:55	56.0	63.7	51.2
9/1/2018	4:55	-	5:00	58.3	69.0	52.3
9/1/2018	5:00	-	5:05	57.0	63.3	51.9
9/1/2018	5:05	-	5:10	59.6	71.6	52.9
9/1/2018	5:10	-	5:15	57.8	65.3	52.1
9/1/2018	5:15	-	5:20	54.1	63.4	50.1
9/1/2018	5:20	-	5:25	56.3	62.4	51.2
9/1/2018	5:25	-	5:30	54.5	62.4	50.4
9/1/2018	5:30	-	5:35	56.1	63.0	51.1
9/1/2018	5:35	-	5:40	61.6	69.9	53.9
9/1/2018	5:40	-	5:45	58.5	67.7	52.5
9/1/2018	5:45	-	5:50	59.3	67.4	53.1
9/1/2018	5:50	-	5:55	54.4	60.9	50.6
9/1/2018	5:55	-	6:00	63.0	71.6	55.0
9/1/2018	6:00	-	6:05	61.8	69.4	54.5
9/1/2018	6:05	-	6:10	61.4	68.2	54.5
9/1/2018	6:10	-	6:15	61.8	71.2	54.6
9/1/2018	6:15	-	6:20	61.0	69.1	54.2
9/1/2018	6:20	-	6:25	60.8	66.9	54.4
9/1/2018	6:25	-	6:30	61.9	68.6	55.1
9/1/2018	6:30	-	6:35	58.1	64.4	53.3
9/1/2018	6:35	-	6:40	63.6	71.2	56.3
9/1/2018	6:40	-	6:45	65.7	72.1	57.4
9/1/2018	6:45	-	6:50	61.4	69.9	55.0
9/1/2018	6:50	-	6:55	61.6	69.2	55.3

Date	Start Time	-	End Time	LAeq	L10	L90
9/1/2018	6:55	-	7:00	60.1	66.5	54.8
9/1/2018	7:00	-	7:05	67.3	74.8	58.3
9/1/2018	7:05	-	7:10	61.5	67.3	55.2
9/1/2018	7:10	-	7:15	65.2	73.0	57.6
9/1/2018	7:15	-	7:20	60.6	68.1	55.0
9/1/2018	7:20	-	7:25	66.1	73.4	58.1
9/1/2018	7:25	-	7:30	65.1	73.2	57.2
9/1/2018	7:30	-	7:35	62.3	68.1	56.1
9/1/2018	7:35	-	7:40	65.1	72.0	57.7
9/1/2018	7:40	-	7:45	61.9	69.3	56.1
9/1/2018	7:45	-	7:50	63.6	70.6	57.0
9/1/2018	7:50	-	7:55	63.3	71.6	57.0
9/1/2018	7:55	-	8:00	66.4	72.7	59.1
9/1/2018	8:00	-	8:05	63.6	69.7	57.6
9/1/2018	8:05	-	8:10	65.8	77.8	59.0
9/1/2018	8:10	-	8:15	67.2	76.4	59.7
9/1/2018	8:15	-	8:20	65.2	73.7	58.6
9/1/2018	8:20	-	8:25	64.6	71.8	58.2
9/1/2018	8:25	-	8:30	63.0	69.2	57.2
9/1/2018	8:30	-	8:35	64.6	69.7	59.3
9/1/2018	8:35	-	8:40	65.0	71.6	58.7
9/1/2018	8:40	-	8:45	66.1	71.9	59.0
9/1/2018	8:45	-	8:50	68.4	77.3	60.3
9/1/2018	8:50	-	8:55	64.2	70.8	59.1
9/1/2018	8:55	-	9:00	62.9	69.8	57.5
9/1/2018	9:00	-	9:05	65.8	72.4	59.5
9/1/2018	9:05	-	9:10	65.6	72.8	58.7
9/1/2018	9:10	-	9:15	66.0	72.9	60.5
9/1/2018	9:15	-	9:20	65.6	73.9	60.2
9/1/2018	9:20	-	9:25	63.1	68.4	57.7
9/1/2018	9:25	-	9:30	68.0	73.2	61.7
9/1/2018	9:30	-	9:35	65.5	72.2	59.1
9/1/2018	9:35	-	9:40	63.3	73.3	59.3
9/1/2018	9:40	-	9:45	65.5	72.7	61.1
9/1/2018	9:45	-	9:50	67.4	74.1	63.6

Date	Start Time	-	End Time	LAeq	L10	L90
9/1/2018	9:50	-	9:55	68.6	74.4	63.6
9/1/2018	9:55	-	10:00	64.0	70.9	60.1
9/1/2018	10:00	-	10:05	66.1	70.7	61.5
9/1/2018	10:05	-	10:10	65.3	71.8	60.1
9/1/2018	10:10	-	10:15	64.4	71.5	60.3
9/1/2018	10:15	-	10:20	67.5	74.1	61.2
9/1/2018	10:20	-	10:25	65.4	71.8	59.6
9/1/2018	10:25	-	10:30	63.9	73.3	59.0
9/1/2018	10:30	-	10:35	65.3	73.6	59.7
9/1/2018	10:35	-	10:40	64.1	70.3	57.8
9/1/2018	10:40	-	10:45	61.9	69.2	56.7
9/1/2018	10:45	-	10:50	64.4	71.1	57.9
9/1/2018	10:50	-	10:55	69.1	78.1	62.3
9/1/2018	10:55	-	11:00	74.4	79.8	65.1
9/1/2018	11:00	-	11:05	64.0	72.9	59.4
9/1/2018	11:05	-	11:10	67.7	73.9	61.0
9/1/2018	11:10	-	11:15	64.2	71.7	59.3
9/1/2018	11:15	-	11:20	64.8	71.2	59.7
9/1/2018	11:20	-	11:25	66.9	73.7	63.5
9/1/2018	11:25	-	11:30	64.1	71.3	59.5
9/1/2018	11:30	-	11:35	67.7	73.9	62.7
9/1/2018	11:35	-	11:40	66.6	72.6	60.0
9/1/2018	11:40	-	11:45	66.1	71.7	61.1
9/1/2018	11:45	-	11:50	65.7	73.1	60.2
9/1/2018	11:50	-	11:55	66.0	72.3	61.8
9/1/2018	11:55	-	12:00	65.6	73.4	59.3
9/1/2018	12:00	-	12:05	65.8	72.6	60.5
9/1/2018	12:05	-	12:10	63.7	69.1	58.9
9/1/2018	12:10	-	12:15	66.1	71.9	60.0
9/1/2018	12:15	-	12:20	64.8	71.2	58.1
9/1/2018	12:20	-	12:25	66.9	74.4	61.5
9/1/2018	12:25	-	12:30	63.4	71.2	57.5
9/1/2018	12:30	-	12:35	64.6	70.3	58.2
9/1/2018	12:35	-	12:40	69.0	78.7	60.7
9/1/2018	12:40	-	12:45	64.8	71.4	58.4

Date	Start Time	-	End Time	LAeq	L10	L90
9/1/2018	12:45	-	12:50	65.6	73.7	59.3
9/1/2018	12:50	-	12:55	64.7	71.0	60.4
9/1/2018	12:55	-	13:00	66.0	72.0	60.5
9/1/2018	13:00	-	13:05	67.4	74.3	62.4
9/1/2018	13:05	-	13:10	69.3	76.9	64.4
9/1/2018	13:10	-	13:15	64.2	70.3	59.4
9/1/2018	13:15	-	13:20	65.3	70.0	61.9
9/1/2018	13:20	-	13:25	65.2	72.3	61.3
9/1/2018	13:25	-	13:30	68.9	75.8	65.4
9/1/2018	13:30	-	13:35	68.0	74.2	63.7
9/1/2018	13:35	-	13:40	67.0	71.7	63.2
9/1/2018	13:40	-	13:45	64.3	69.8	59.2
9/1/2018	13:45	-	13:50	69.7	76.0	63.4
9/1/2018	13:50	-	13:55	66.4	71.8	61.3
9/1/2018	13:55	-	14:00	63.7	70.4	58.6
9/1/2018	14:00	-	14:05	66.8	72.3	60.1
9/1/2018	14:05	-	14:10	66.9	74.1	61.8
9/1/2018	14:10	-	14:15	66.1	72.5	60.1
9/1/2018	14:15	-	14:20	65.5	71.8	59.8
9/1/2018	14:20	-	14:25	65.0	71.4	59.6
9/1/2018	14:25	-	14:30	65.3	70.9	59.8
9/1/2018	14:30	-	14:35	64.5	71.6	59.1
9/1/2018	14:35	-	14:40	65.8	72.1	60.6
9/1/2018	14:40	-	14:45	71.7	77.0	64.0
9/1/2018	14:45	-	14:50	79.2	85.7	68.6
9/1/2018	14:50	-	14:55	67.2	73.1	61.9
9/1/2018	14:55	-	15:00	67.4	75.8	63.0
9/1/2018	15:00	-	15:05	73.8	79.3	67.9
9/1/2018	15:05	-	15:10	64.7	70.5	60.4
9/1/2018	15:10	-	15:15	65.5	71.5	60.7
9/1/2018	15:15	-	15:20	69.3	74.9	61.3
9/1/2018	15:20	-	15:25	66.3	72.0	59.5
9/1/2018	15:25	-	15:30	62.1	71.4	58.4
9/1/2018	15:30	-	15:35	65.9	71.6	60.7
9/1/2018	15:35	-	15:40	65.2	71.1	59.8

Date	Start Time	-	End Time	LAeq	L10	L90
9/1/2018	15:40	-	15:45	66.5	73.1	61.3
9/1/2018	15:45	-	15:50	66.9	73.2	61.8
9/1/2018	15:50	-	15:55	67.8	74.8	62.6
9/1/2018	15:55	-	16:00	64.1	70.7	59.7
9/1/2018	16:00	-	16:05	65.5	70.4	60.6
9/1/2018	16:05	-	16:10	67.0	73.1	63.1
9/1/2018	16:10	-	16:15	65.9	72.1	60.1
9/1/2018	16:15	-	16:20	66.2	72.0	60.5
9/1/2018	16:20	-	16:25	72.3	78.3	65.8
9/1/2018	16:25	-	16:30	66.6	74.9	61.6
9/1/2018	16:30	-	16:35	66.1	72.5	61.5
9/1/2018	16:35	-	16:40	65.9	72.3	61.0
9/1/2018	16:40	-	16:45	66.1	71.8	61.7
9/1/2018	16:45	-	16:50	62.4	67.8	57.5
9/1/2018	16:50	-	16:55	66.5	72.0	60.8
9/1/2018	16:55	-	17:00	64.8	69.2	60.6
9/1/2018	17:00	-	17:05	67.1	74.2	60.9
9/1/2018	17:05	-	17:10	62.0	67.6	57.1
9/1/2018	17:10	-	17:15	65.0	72.5	58.6
9/1/2018	17:15	-	17:20	67.8	73.0	61.2
9/1/2018	17:20	-	17:25	65.6	72.2	59.6
9/1/2018	17:25	-	17:30	66.1	72.2	60.5
9/1/2018	17:30	-	17:35	64.9	71.7	59.4
9/1/2018	17:35	-	17:40	63.1	67.6	57.6
9/1/2018	17:40	-	17:45	67.2	73.6	59.6
9/1/2018	17:45	-	17:50	64.0	70.2	58.1
9/1/2018	17:50	-	17:55	63.6	69.2	57.9
9/1/2018	17:55	-	18:00	66.0	72.4	58.6
9/1/2018	18:00	-	18:05	64.6	69.9	58.8
9/1/2018	18:05	-	18:10	65.1	71.4	58.0
9/1/2018	18:10	-	18:15	61.7	68.4	56.3
9/1/2018	18:15	-	18:20	62.8	68.3	57.8
9/1/2018	18:20	-	18:25	65.0	72.2	58.6
9/1/2018	18:25	-	18:30	64.5	69.4	57.6
9/1/2018	18:30	-	18:35	63.7	69.9	57.3

Date	Start Time	-	End Time	LAeq	L10	L90
9/1/2018	18:35	-	18:40	61.9	70.7	56.1
9/1/2018	18:40	-	18:45	66.2	73.2	58.9
9/1/2018	18:45	-	18:50	65.3	72.3	57.8
9/1/2018	18:50	-	18:55	63.5	69.4	56.9
9/1/2018	18:55	-	19:00	67.1	73.4	58.2
9/1/2018	19:00	-	19:05	63.4	67.8	57.1
9/1/2018	19:05	-	19:10	65.0	73.2	57.9
9/1/2018	19:10	-	19:15	65.1	72.2	59.4
9/1/2018	19:15	-	19:20	66.3	73.5	58.1
9/1/2018	19:20	-	19:25	65.5	78.2	57.5
9/1/2018	19:25	-	19:30	62.8	67.2	57.1
9/1/2018	19:30	-	19:35	64.7	71.8	57.5
9/1/2018	19:35	-	19:40	65.1	71.9	58.1
9/1/2018	19:40	-	19:45	64.0	70.9	56.8
9/1/2018	19:45	-	19:50	66.0	72.1	58.7
9/1/2018	19:50	-	19:55	61.8	68.5	55.4
9/1/2018	19:55	-	20:00	65.0	71.9	57.8
9/1/2018	20:00	-	20:05	63.1	70.8	56.5
9/1/2018	20:05	-	20:10	62.6	67.6	56.1
9/1/2018	20:10	-	20:15	63.8	69.9	57.6
9/1/2018	20:15	-	20:20	67.2	73.7	59.9
9/1/2018	20:20	-	20:25	64.0	69.9	57.8
9/1/2018	20:25	-	20:30	65.5	71.7	58.8
9/1/2018	20:30	-	20:35	66.1	74.3	59.1
9/1/2018	20:35	-	20:40	66.2	72.3	60.6
9/1/2018	20:40	-	20:45	64.6	71.8	57.9
9/1/2018	20:45	-	20:50	65.1	71.5	58.0
9/1/2018	20:50	-	20:55	64.7	70.8	57.3
9/1/2018	20:55	-	21:00	65.3	71.2	57.3
9/1/2018	21:00	-	21:05	63.4	71.0	57.2
9/1/2018	21:05	-	21:10	64.4	71.4	57.6
9/1/2018	21:10	-	21:15	64.2	69.3	57.3
9/1/2018	21:15	-	21:20	65.5	72.3	58.5
9/1/2018	21:20	-	21:25	62.7	70.1	56.1
9/1/2018	21:25	-	21:30	65.3	72.9	58.3

Date	Start Time	-	End Time	LAeq	L10	L90
9/1/2018	21:30	-	21:35	64.7	70.8	57.2
9/1/2018	21:35	-	21:40	65.6	71.7	58.3
9/1/2018	21:40	-	21:45	63.7	70.4	56.0
9/1/2018	21:45	-	21:50	64.6	71.1	56.8
9/1/2018	21:50	-	21:55	62.4	68.0	56.1
9/1/2018	21:55	-	22:00	64.3	71.1	57.6
9/1/2018	22:00	-	22:05	63.7	70.5	56.6
9/1/2018	22:05	-	22:10	62.8	69.3	56.5
9/1/2018	22:10	-	22:15	65.5	73.6	56.9
9/1/2018	22:15	-	22:20	65.3	71.5	56.9
9/1/2018	22:20	-	22:25	64.6	71.7	56.7
9/1/2018	22:25	-	22:30	63.8	71.4	56.3
9/1/2018	22:30	-	22:35	65.0	71.6	57.5
9/1/2018	22:35	-	22:40	61.4	67.5	54.7
9/1/2018	22:40	-	22:45	63.6	71.0	55.8
9/1/2018	22:45	-	22:50	66.2	73.5	57.0
9/1/2018	22:50	-	22:55	63.0	70.1	56.0
9/1/2018	22:55	-	23:00	63.4	70.1	55.5
9/1/2018	23:00	-	23:05	62.3	70.4	54.8
9/1/2018	23:05	-	23:10	60.7	68.6	54.2
9/1/2018	23:10	-	23:15	62.8	69.6	55.2
9/1/2018	23:15	-	23:20	64.6	71.5	56.4
9/1/2018	23:20	-	23:25	60.5	68.3	53.8
9/1/2018	23:25	-	23:30	60.0	67.0	53.8
9/1/2018	23:30	-	23:35	63.7	71.1	55.7
9/1/2018	23:35	-	23:40	63.1	70.5	55.0
9/1/2018	23:40	-	23:45	59.9	67.1	53.4
9/1/2018	23:45	-	23:50	60.0	65.5	53.7
9/1/2018	23:50	-	23:55	58.7	67.4	52.4
9/1/2018	23:55	-	0:00	62.6	70.3	54.7
10/1/2018	0:00	-	0:05	62.8	70.9	54.8
10/1/2018	0:05	-	0:10	62.6	70.0	54.6
10/1/2018	0:10	-	0:15	56.4	65.3	51.3
10/1/2018	0:15	-	0:20	57.1	64.1	51.9
10/1/2018	0:20	-	0:25	59.1	66.5	53.0

Date	Start Time	-	End Time	LAeq	L10	L90
10/1/2018	0:25	-	0:30	59.5	67.4	52.9
10/1/2018	0:30	-	0:35	56.9	64.2	51.5
10/1/2018	0:35	-	0:40	63.0	72.5	54.6
10/1/2018	0:40	-	0:45	54.9	62.3	50.8
10/1/2018	0:45	-	0:50	57.6	65.5	51.9
10/1/2018	0:50	-	0:55	55.4	61.9	50.8
10/1/2018	0:55	-	1:00	56.1	63.2	51.2
10/1/2018	1:00	-	1:05	55.8	64.6	51.1
10/1/2018	1:05	-	1:10	56.9	64.1	51.6
10/1/2018	1:10	-	1:15	56.1	62.6	51.1
10/1/2018	1:15	-	1:20	55.9	64.6	51.1
10/1/2018	1:20	-	1:25	58.4	66.9	52.4
10/1/2018	1:25	-	1:30	51.3	57.7	48.6
10/1/2018	1:30	-	1:35	53.7	60.7	50.2
10/1/2018	1:35	-	1:40	54.8	63.7	50.6
10/1/2018	1:40	-	1:45	52.0	58.7	49.0
10/1/2018	1:45	-	1:50	54.9	62.1	50.5
10/1/2018	1:50	-	1:55	54.1	60.7	50.0
10/1/2018	1:55	-	2:00	52.4	59.5	49.3
10/1/2018	2:00	-	2:05	53.2	60.7	49.5
10/1/2018	2:05	-	2:10	54.5	64.2	50.2
10/1/2018	2:10	-	2:15	55.6	62.4	51.0
10/1/2018	2:15	-	2:20	55.4	61.8	50.6
10/1/2018	2:20	-	2:25	53.8	60.8	49.9
10/1/2018	2:25	-	2:30	55.6	62.8	50.7
10/1/2018	2:30	-	2:35	56.3	65.0	51.2
10/1/2018	2:35	-	2:40	55.1	64.7	50.4
10/1/2018	2:40	-	2:45	54.5	60.6	50.1
10/1/2018	2:45	-	2:50	50.3	56.7	48.0
10/1/2018	2:50	-	2:55	53.0	59.5	49.4
10/1/2018	2:55	-	3:00	51.9	58.0	48.8
10/1/2018	3:00	-	3:05	56.5	64.3	51.3
10/1/2018	3:05	-	3:10	54.0	62.7	49.9
10/1/2018	3:10	-	3:15	53.1	60.0	49.5
10/1/2018	3:15	-	3:20	57.3	67.1	51.5

Date	Start Time	-	End Time	LAeq	L10	L90
10/1/2018	3:20	-	3:25	57.9	67.1	51.9
10/1/2018	3:25	-	3:30	56.4	67.3	51.3
10/1/2018	3:30	-	3:35	51.1	59.2	48.5
10/1/2018	3:35	-	3:40	55.3	64.0	50.6
10/1/2018	3:40	-	3:45	53.9	60.6	49.9
10/1/2018	3:45	-	3:50	51.5	59.5	48.8
10/1/2018	3:50	-	3:55	53.9	60.0	49.9
10/1/2018	3:55	-	4:00	55.3	61.8	50.5
10/1/2018	4:00	-	4:05	52.6	59.9	49.2
10/1/2018	4:05	-	4:10	56.9	62.8	51.5
10/1/2018	4:10	-	4:15	52.5	60.3	49.1
10/1/2018	4:15	-	4:20	55.2	62.8	50.5
10/1/2018	4:20	-	4:25	52.6	60.2	49.1
10/1/2018	4:25	-	4:30	51.8	58.6	48.7
10/1/2018	4:30	-	4:35	52.4	59.5	49.1
10/1/2018	4:35	-	4:40	53.5	60.2	49.7
10/1/2018	4:40	-	4:45	54.4	61.1	50.1
10/1/2018	4:45	-	4:50	57.2	64.4	51.6
10/1/2018	4:50	-	4:55	60.0	67.3	53.2
10/1/2018	4:55	-	5:00	55.6	62.5	50.9
10/1/2018	5:00	-	5:05	60.6	71.8	53.5
10/1/2018	5:05	-	5:10	53.0	59.7	49.6
10/1/2018	5:10	-	5:15	58.0	67.1	52.5
10/1/2018	5:15	-	5:20	60.0	70.2	53.1
10/1/2018	5:20	-	5:25	54.7	63.2	50.5
10/1/2018	5:25	-	5:30	56.7	64.5	51.5
10/1/2018	5:30	-	5:35	55.4	61.3	50.9
10/1/2018	5:35	-	5:40	57.1	64.0	52.0
10/1/2018	5:40	-	5:45	60.7	68.4	53.7
10/1/2018	5:45	-	5:50	63.4	70.9	55.0
10/1/2018	5:50	-	5:55	58.2	64.4	52.7
10/1/2018	5:55	-	6:00	58.5	64.2	52.8
10/1/2018	6:00	-	6:05	61.3	69.4	54.4
10/1/2018	6:05	-	6:10	60.7	66.9	54.1
10/1/2018	6:10	-	6:15	62.2	67.9	55.0

Date	Start Time	-	End Time	LAeq	L10	L90
10/1/2018	6:15	-	6:20	65.4	72.8	56.9
10/1/2018	6:20	-	6:25	62.5	67.5	55.7
10/1/2018	6:25	-	6:30	65.5	71.3	57.9
10/1/2018	6:30	-	6:35	65.5	73.2	58.0
10/1/2018	6:35	-	6:40	63.7	69.5	57.6
10/1/2018	6:40	-	6:45	63.8	70.5	57.4
10/1/2018	6:45	-	6:50	66.1	72.2	59.3
10/1/2018	6:50	-	6:55	64.5	69.2	59.5
10/1/2018	6:55	-	7:00	66.2	71.2	60.1
10/1/2018	7:00	-	7:05	69.9	78.2	61.8
10/1/2018	7:05	-	7:10	66.9	72.7	61.5
10/1/2018	7:10	-	7:15	69.4	76.3	63.7
10/1/2018	7:15	-	7:20	65.7	71.7	60.5
10/1/2018	7:20	-	7:25	67.4	72.2	62.5
10/1/2018	7:25	-	7:30	67.2	73.1	62.2
10/1/2018	7:30	-	7:35	68.6	73.2	63.6
10/1/2018	7:35	-	7:40	66.9	73.2	62.8
10/1/2018	7:40	-	7:45	72.8	80.5	64.9
10/1/2018	7:45	-	7:50	66.0	69.6	61.8
10/1/2018	7:50	-	7:55	66.7	72.9	62.3
10/1/2018	7:55	-	8:00	69.1	73.8	65.4
10/1/2018	8:00	-	8:05	68.3	74.1	64.9
10/1/2018	8:05	-	8:10	66.4	70.9	63.1
10/1/2018	8:10	-	8:15	66.1	71.3	62.9
10/1/2018	8:15	-	8:20	68.0	73.1	64.2
10/1/2018	8:20	-	8:25	66.6	74.3	62.8
10/1/2018	8:25	-	8:30	72.0	82.6	66.5
10/1/2018	8:30	-	8:35	68.7	74.9	64.2
10/1/2018	8:35	-	8:40	68.7	75.4	64.1
10/1/2018	8:40	-	8:45	67.7	73.0	63.8
10/1/2018	8:45	-	8:50	67.4	73.0	64.2
10/1/2018	8:50	-	8:55	70.5	75.1	66.4
10/1/2018	8:55	-	9:00	67.3	73.1	64.1
10/1/2018	9:00	-	9:05	67.6	73.0	64.0
10/1/2018	9:05	-	9:10	70.3	81.5	66.0

Date	Start Time	-	End Time	LAeq	L10	L90
10/1/2018	9:10	-	9:15	66.8	72.8	64.0
10/1/2018	9:15	-	9:20	67.7	75.4	63.8
10/1/2018	9:20	-	9:25	66.8	71.5	63.3
10/1/2018	9:25	-	9:30	69.1	75.4	65.2
10/1/2018	9:30	-	9:35	67.6	74.0	64.0
10/1/2018	9:35	-	9:40	67.8	72.9	64.2
10/1/2018	9:40	-	9:45	67.4	73.2	64.0
10/1/2018	9:45	-	9:50	68.5	75.7	64.4
10/1/2018	9:50	-	9:55	69.2	75.3	64.9
10/1/2018	9:55	-	10:00	67.2	73.5	64.2
10/1/2018	10:00	-	10:05	67.3	78.5	64.0
10/1/2018	10:05	-	10:10	66.0	71.5	63.2
10/1/2018	10:10	-	10:15	68.0	74.1	65.1
10/1/2018	10:15	-	10:20	74.5	82.5	67.8
10/1/2018	10:20	-	10:25	68.5	76.5	64.9
10/1/2018	10:25	-	10:30	75.0	83.3	67.5
10/1/2018	10:30	-	10:35	82.3	87.8	71.3
10/1/2018	10:35	-	10:40	67.7	76.4	63.9
10/1/2018	10:40	-	10:45	73.4	82.0	66.2
10/1/2018	10:45	-	10:50	67.3	76.8	63.4
10/1/2018	10:50	-	10:55	66.9	73.0	63.5
10/1/2018	10:55	-	11:00	66.8	73.3	63.4
10/1/2018	11:00	-	11:05	68.8	74.5	64.8
10/1/2018	11:05	-	11:10	67.6	74.8	64.1
10/1/2018	11:10	-	11:15	77.7	85.6	69.1
10/1/2018	11:15	-	11:20	67.4	73.1	63.3
10/1/2018	11:20	-	11:25	80.2	86.2	70.1
10/1/2018	11:25	-	11:30	67.8	72.3	63.9
10/1/2018	11:30	-	11:35	65.5	72.4	61.7
10/1/2018	11:35	-	11:40	75.3	84.7	66.8
10/1/2018	11:40	-	11:45	66.4	74.3	61.3
10/1/2018	11:45	-	11:50	69.3	75.4	62.6
10/1/2018	11:50	-	11:55	66.4	72.4	62.0
10/1/2018	11:55	-	12:00	66.9	74.4	61.8
10/1/2018	12:00	-	12:05	66.7	73.2	61.8

Date	Start Time	-	End Time	LAeq	L10	L90
10/1/2018	12:05	-	12:10	67.5	74.2	62.3
10/1/2018	12:10	-	12:15	64.4	68.5	60.0
10/1/2018	12:15	-	12:20	66.9	73.1	61.4
10/1/2018	12:20	-	12:25	66.0	71.9	60.9
10/1/2018	12:25	-	12:30	64.1	70.3	60.1
10/1/2018	12:30	-	12:35	64.4	70.8	60.2
10/1/2018	12:35	-	12:40	65.2	71.2	60.4
10/1/2018	12:40	-	12:45	65.9	71.8	61.0
10/1/2018	12:45	-	12:50	79.7	86.0	69.3
10/1/2018	12:50	-	12:55	84.7	89.8	72.4
10/1/2018	12:55	-	13:00	67.9	75.6	63.8
10/1/2018	13:00	-	13:05	66.3	73.8	63.2
10/1/2018	13:05	-	13:10	68.1	74.3	63.9
10/1/2018	13:10	-	13:15	66.8	71.9	63.3
10/1/2018	13:15	-	13:20	68.5	75.1	64.2
10/1/2018	13:20	-	13:25	66.0	70.5	62.9
10/1/2018	13:25	-	13:30	77.5	85.6	68.3
10/1/2018	13:30	-	13:35	83.6	88.5	71.6
10/1/2018	13:35	-	13:40	84.4	89.0	72.5
10/1/2018	13:40	-	13:45	67.7	78.3	63.6
10/1/2018	13:45	-	13:50	66.0	71.4	62.5
10/1/2018	13:50	-	13:55	68.1	74.3	64.1
10/1/2018	13:55	-	14:00	67.7	75.0	63.8
10/1/2018	14:00	-	14:05	66.0	71.8	63.0
10/1/2018	14:05	-	14:10	65.8	73.7	62.4
10/1/2018	14:10	-	14:15	68.2	74.8	63.4
10/1/2018	14:15	-	14:20	66.6	73.3	62.7
10/1/2018	14:20	-	14:25	67.6	77.4	63.7
10/1/2018	14:25	-	14:30	83.5	88.5	71.5
10/1/2018	14:30	-	14:35	84.9	89.5	71.8
10/1/2018	14:35	-	14:40	75.1	84.2	67.3
10/1/2018	14:40	-	14:45	66.7	73.6	63.0
10/1/2018	14:45	-	14:50	66.5	72.9	62.7
10/1/2018	14:50	-	14:55	67.9	74.1	63.9
10/1/2018	14:55	-	15:00	65.8	71.9	62.5

Date	Start Time	-	End Time	LAeq	L10	L90
10/1/2018	15:00	-	15:05	67.8	76.0	63.6
10/1/2018	15:05	-	15:10	67.0	71.3	63.3
10/1/2018	15:10	-	15:15	68.9	75.5	64.4
10/1/2018	15:15	-	15:20	66.8	72.4	63.1
10/1/2018	15:20	-	15:25	66.9	72.8	62.8
10/1/2018	15:25	-	15:30	84.0	88.6	71.5
10/1/2018	15:30	-	15:35	70.5	80.9	64.5
10/1/2018	15:35	-	15:40	75.7	85.0	67.2
10/1/2018	15:40	-	15:45	66.7	71.3	62.8
10/1/2018	15:45	-	15:50	67.5	72.2	63.9
10/1/2018	15:50	-	15:55	66.4	73.0	63.1
10/1/2018	15:55	-	16:00	66.7	71.9	63.2
10/1/2018	16:00	-	16:05	75.9	84.2	68.2
10/1/2018	16:05	-	16:10	68.4	78.5	64.3
10/1/2018	16:10	-	16:15	68.4	73.5	64.2
10/1/2018	16:15	-	16:20	68.0	74.2	63.6
10/1/2018	16:20	-	16:25	66.3	73.7	63.0
10/1/2018	16:25	-	16:30	69.4	75.4	64.4
10/1/2018	16:30	-	16:35	65.4	72.0	62.3
10/1/2018	16:35	-	16:40	66.9	72.8	62.5
10/1/2018	16:40	-	16:45	65.4	72.3	60.7
10/1/2018	16:45	-	16:50	68.1	76.2	62.0
10/1/2018	16:50	-	16:55	68.5	76.6	62.1
10/1/2018	16:55	-	17:00	67.0	73.1	61.3
10/1/2018	17:00	-	17:05	66.6	72.2	61.1
10/1/2018	17:05	-	17:10	67.3	73.7	61.7
10/1/2018	17:10	-	17:15	65.4	72.9	61.0
10/1/2018	17:15	-	17:20	65.5	71.7	60.5
10/1/2018	17:20	-	17:25	68.3	76.1	62.6
10/1/2018	17:25	-	17:30	67.2	76.8	61.8
10/1/2018	17:30	-	17:35	68.1	74.6	61.6
10/1/2018	17:35	-	17:40	67.9	77.7	63.1
10/1/2018	17:40	-	17:45	66.7	73.1	62.6
10/1/2018	17:45	-	17:50	66.2	71.5	62.4
10/1/2018	17:50	-	17:55	65.2	71.7	60.5

Date	Start Time	-	End Time	LAeq	L10	L90
10/1/2018	17:55	-	18:00	64.2	70.1	59.7
10/1/2018	18:00	-	18:05	68.1	73.9	60.8
10/1/2018	18:05	-	18:10	64.8	71.1	58.0
10/1/2018	18:10	-	18:15	63.7	70.0	58.2
10/1/2018	18:15	-	18:20	63.7	68.6	57.9
10/1/2018	18:20	-	18:25	64.8	70.5	58.8
10/1/2018	18:25	-	18:30	65.7	72.4	59.3
10/1/2018	18:30	-	18:35	64.6	70.4	58.4
10/1/2018	18:35	-	18:40	65.1	72.7	58.9
10/1/2018	18:40	-	18:45	64.9	70.9	58.1
10/1/2018	18:45	-	18:50	66.4	72.7	59.7
10/1/2018	18:50	-	18:55	64.9	71.6	60.5
10/1/2018	18:55	-	19:00	63.7	70.6	58.7
10/1/2018	19:00	-	19:05	66.7	73.2	60.8
10/1/2018	19:05	-	19:10	63.5	71.7	57.3
10/1/2018	19:10	-	19:15	63.9	70.6	58.5
10/1/2018	19:15	-	19:20	63.9	69.7	59.0
10/1/2018	19:20	-	19:25	67.1	73.4	62.3
10/1/2018	19:25	-	19:30	63.1	68.9	59.5
10/1/2018	19:30	-	19:35	66.3	72.4	61.5
10/1/2018	19:35	-	19:40	64.2	70.6	61.1
10/1/2018	19:40	-	19:45	66.5	74.5	61.1
10/1/2018	19:45	-	19:50	65.4	70.6	60.8
10/1/2018	19:50	-	19:55	65.3	72.6	60.5
10/1/2018	19:55	-	20:00	64.8	73.5	60.0
10/1/2018	20:00	-	20:05	70.6	75.7	63.4
10/1/2018	20:05	-	20:10	66.7	72.2	61.4
10/1/2018	20:10	-	20:15	64.0	71.8	59.3
10/1/2018	20:15	-	20:20	63.2	68.9	57.1
10/1/2018	20:20	-	20:25	65.3	71.0	61.2
10/1/2018	20:25	-	20:30	66.5	72.9	60.9
10/1/2018	20:30	-	20:35	63.0	69.1	58.4
10/1/2018	20:35	-	20:40	61.8	67.7	57.0
10/1/2018	20:40	-	20:45	63.5	68.4	58.4
10/1/2018	20:45	-	20:50	65.1	70.6	59.0

Date	Start Time	-	End Time	LAeq	L10	L90
10/1/2018	20:50	-	20:55	58.6	63.8	55.0
10/1/2018	20:55	-	21:00	63.4	68.4	57.6
10/1/2018	21:00	-	21:05	62.6	68.8	58.8
10/1/2018	21:05	-	21:10	64.4	71.6	60.4
10/1/2018	21:10	-	21:15	64.9	72.5	60.3
10/1/2018	21:15	-	21:20	62.7	67.8	57.9
10/1/2018	21:20	-	21:25	64.3	70.1	58.8
10/1/2018	21:25	-	21:30	63.8	70.5	60.1
10/1/2018	21:30	-	21:35	61.5	65.3	56.8
10/1/2018	21:35	-	21:40	64.7	70.2	57.7
10/1/2018	21:40	-	21:45	64.8	70.4	57.2
10/1/2018	21:45	-	21:50	63.4	69.4	56.8
10/1/2018	21:50	-	21:55	62.5	69.0	56.4
10/1/2018	21:55	-	22:00	63.4	69.3	57.8
10/1/2018	22:00	-	22:05	67.2	75.1	59.5
10/1/2018	22:05	-	22:10	61.6	66.8	55.9
10/1/2018	22:10	-	22:15	62.6	69.8	56.0
10/1/2018	22:15	-	22:20	64.1	69.1	56.7
10/1/2018	22:20	-	22:25	62.5	69.1	57.0
10/1/2018	22:25	-	22:30	60.5	66.1	55.6
10/1/2018	22:30	-	22:35	64.9	72.1	57.6
10/1/2018	22:35	-	22:40	62.4	68.5	56.1
10/1/2018	22:40	-	22:45	64.7	71.1	57.2
10/1/2018	22:45	-	22:50	62.3	69.7	56.1
10/1/2018	22:50	-	22:55	60.9	67.4	54.5
10/1/2018	22:55	-	23:00	65.4	72.5	57.0
10/1/2018	23:00	-	23:05	62.7	69.9	55.4
10/1/2018	23:05	-	23:10	61.4	67.7	54.5
10/1/2018	23:10	-	23:15	63.9	71.4	55.9
10/1/2018	23:15	-	23:20	63.4	70.5	55.8
10/1/2018	23:20	-	23:25	58.4	66.3	52.8
10/1/2018	23:25	-	23:30	62.4	70.2	55.3
10/1/2018	23:30	-	23:35	64.8	71.4	56.3
10/1/2018	23:35	-	23:40	63.0	70.8	55.3
10/1/2018	23:40	-	23:45	57.7	63.8	52.3

Date	Start Time	-	End Time	LAeq	L10	L90
10/1/2018	23:45	-	23:50	61.3	68.7	53.9
10/1/2018	23:50	-	23:55	61.5	68.3	54.3
10/1/2018	23:55	-	0:00	57.9	62.2	52.6
11/1/2018	0:00	-	0:05	61.5	68.7	54.2
11/1/2018	0:05	-	0:10	57.5	65.5	52.2
11/1/2018	0:10	-	0:15	59.8	68.4	53.4
11/1/2018	0:15	-	0:20	56.7	63.3	51.7
11/1/2018	0:20	-	0:25	61.0	68.9	53.8
11/1/2018	0:25	-	0:30	58.1	63.6	52.2
11/1/2018	0:30	-	0:35	57.1	63.7	51.7
11/1/2018	0:35	-	0:40	53.7	59.6	50.0
11/1/2018	0:40	-	0:45	56.3	62.3	51.2
11/1/2018	0:45	-	0:50	56.5	65.0	51.1
11/1/2018	0:50	-	0:55	55.2	61.6	50.7
11/1/2018	0:55	-	1:00	56.5	62.5	51.3
11/1/2018	1:00	-	1:05	60.0	69.0	53.1
11/1/2018	1:05	-	1:10	53.5	60.1	49.8
11/1/2018	1:10	-	1:15	55.5	61.3	50.7
11/1/2018	1:15	-	1:20	59.0	67.2	52.3
11/1/2018	1:20	-	1:25	55.0	62.8	50.6
11/1/2018	1:25	-	1:30	51.8	59.3	48.9
11/1/2018	1:30	-	1:35	54.9	61.4	50.4
11/1/2018	1:35	-	1:40	55.6	61.9	50.7
11/1/2018	1:40	-	1:45	53.8	60.7	49.8
11/1/2018	1:45	-	1:50	55.7	61.9	50.9
11/1/2018	1:50	-	1:55	52.8	59.9	49.2
11/1/2018	1:55	-	2:00	54.1	60.6	50.1
11/1/2018	2:00	-	2:05	56.1	64.2	51.3
11/1/2018	2:05	-	2:10	51.7	57.8	48.7
11/1/2018	2:10	-	2:15	56.4	64.4	51.0
11/1/2018	2:15	-	2:20	53.2	61.6	49.4
11/1/2018	2:20	-	2:25	55.8	65.1	50.9
11/1/2018	2:25	-	2:30	52.6	59.6	49.2
11/1/2018	2:30	-	2:35	51.4	59.1	48.6
11/1/2018	2:35	-	2:40	54.8	62.0	50.4

Date	Start Time	-	End Time	LAeq	L10	L90
11/1/2018	2:40	-	2:45	54.1	60.5	50.2
11/1/2018	2:45	-	2:50	49.6	56.8	47.8
11/1/2018	2:50	-	2:55	53.2	60.7	49.5
11/1/2018	2:55	-	3:00	54.6	62.1	50.2
11/1/2018	3:00	-	3:05	53.8	62.5	49.9
11/1/2018	3:05	-	3:10	56.2	64.2	51.1
11/1/2018	3:10	-	3:15	53.4	60.2	49.5
11/1/2018	3:15	-	3:20	56.0	65.1	50.8
11/1/2018	3:20	-	3:25	55.7	65.3	50.9
11/1/2018	3:25	-	3:30	57.1	66.1	51.5
11/1/2018	3:30	-	3:35	53.6	60.9	49.9
11/1/2018	3:35	-	3:40	50.2	57.3	48.2
11/1/2018	3:40	-	3:45	50.4	57.8	48.2
11/1/2018	3:45	-	3:50	50.8	57.9	48.4
11/1/2018	3:50	-	3:55	54.3	61.8	49.8
11/1/2018	3:55	-	4:00	56.5	63.8	51.1
11/1/2018	4:00	-	4:05	50.5	57.9	48.0
11/1/2018	4:05	-	4:10	56.8	63.1	51.3
11/1/2018	4:10	-	4:15	51.2	58.1	48.5
11/1/2018	4:15	-	4:20	55.2	62.4	50.4
11/1/2018	4:20	-	4:25	51.8	59.2	48.8
11/1/2018	4:25	-	4:30	50.0	56.7	48.0
11/1/2018	4:30	-	4:35	55.6	62.8	50.8
11/1/2018	4:35	-	4:40	53.6	60.3	49.8
11/1/2018	4:40	-	4:45	55.1	63.2	50.4
11/1/2018	4:45	-	4:50	59.0	65.1	52.4
11/1/2018	4:50	-	4:55	59.8	67.0	52.9
11/1/2018	4:55	-	5:00	57.3	64.3	51.6
11/1/2018	5:00	-	5:05	55.1	63.1	50.7
11/1/2018	5:05	-	5:10	57.2	63.7	52.2
11/1/2018	5:10	-	5:15	58.7	67.3	52.3
11/1/2018	5:15	-	5:20	58.7	70.6	52.4
11/1/2018	5:20	-	5:25	56.7	62.5	51.4
11/1/2018	5:25	-	5:30	56.3	63.8	51.2
11/1/2018	5:30	-	5:35	57.3	63.7	51.8

Date	Start Time	-	End Time	LAeq	L10	L90
11/1/2018	5:35	-	5:40	60.5	68.8	53.7
11/1/2018	5:40	-	5:45	64.1	72.6	55.5
11/1/2018	5:45	-	5:50	59.0	68.6	53.0
11/1/2018	5:50	-	5:55	57.9	65.2	52.5
11/1/2018	5:55	-	6:00	60.5	68.4	53.8
11/1/2018	6:00	-	6:05	60.9	69.3	54.2
11/1/2018	6:05	-	6:10	61.7	68.3	55.1
11/1/2018	6:10	-	6:15	61.0	71.9	54.3
11/1/2018	6:15	-	6:20	63.5	70.7	56.3
11/1/2018	6:20	-	6:25	64.9	72.7	57.4
11/1/2018	6:25	-	6:30	66.2	72.1	58.5
11/1/2018	6:30	-	6:35	63.0	69.8	56.2
11/1/2018	6:35	-	6:40	62.6	70.0	55.8
11/1/2018	6:40	-	6:45	65.7	74.3	58.0
11/1/2018	6:45	-	6:50	65.3	72.6	58.8
11/1/2018	6:50	-	6:55	67.6	75.2	60.0
11/1/2018	6:55	-	7:00	62.9	67.5	56.7
11/1/2018	7:00	-	7:05	68.2	74.4	59.9
11/1/2018	7:05	-	7:10	66.5	70.9	60.0
11/1/2018	7:10	-	7:15	67.8	72.7	61.7
11/1/2018	7:15	-	7:20	66.2	71.8	60.3
11/1/2018	7:20	-	7:25	66.1	71.1	60.8
11/1/2018	7:25	-	7:30	65.1	69.2	59.8
11/1/2018	7:30	-	7:35	69.5	77.6	62.7
11/1/2018	7:35	-	7:40	68.9	73.4	65.1
11/1/2018	7:40	-	7:45	66.4	73.5	61.1
11/1/2018	7:45	-	7:50	66.4	71.4	61.1
11/1/2018	7:50	-	7:55	66.5	73.6	60.5
11/1/2018	7:55	-	8:00	66.0	72.2	61.3
11/1/2018	8:00	-	8:05	67.3	72.2	61.9
11/1/2018	8:05	-	8:10	67.5	74.2	62.1
11/1/2018	8:10	-	8:15	66.4	72.3	62.2
11/1/2018	8:15	-	8:20	67.3	72.1	63.1
11/1/2018	8:20	-	8:25	69.3	75.9	63.3
11/1/2018	8:25	-	8:30	64.6	74.1	60.5

Date	Start Time	-	End Time	LAeq	L10	L90
11/1/2018	8:30	-	8:35	68.2	75.9	62.9
11/1/2018	8:35	-	8:40	67.5	71.9	62.9
11/1/2018	8:40	-	8:45	69.1	75.5	64.3
11/1/2018	8:45	-	8:50	65.1	71.9	61.4
11/1/2018	8:50	-	8:55	67.7	71.8	63.3
11/1/2018	8:55	-	9:00	68.0	73.4	64.1
11/1/2018	9:00	-	9:05	67.2	74.8	63.5
11/1/2018	9:05	-	9:10	67.0	73.0	63.0
11/1/2018	9:10	-	9:15	66.5	71.1	63.0
11/1/2018	9:15	-	9:20	67.2	72.1	62.0
11/1/2018	9:20	-	9:25	67.1	73.1	61.6
11/1/2018	9:25	-	9:30	67.7	75.4	63.0
11/1/2018	9:30	-	9:35	66.3	73.4	61.6
11/1/2018	9:35	-	9:40	66.0	72.5	62.1
11/1/2018	9:40	-	9:45	66.1	74.0	61.5
11/1/2018	9:45	-	9:50	66.0	71.1	61.3
11/1/2018	9:50	-	9:55	63.6	68.8	59.3
11/1/2018	9:55	-	10:00	66.3	71.2	61.3
11/1/2018	10:00	-	10:05	66.5	74.7	61.1
11/1/2018	10:05	-	10:10	67.6	73.4	62.3
11/1/2018	10:10	-	10:15	66.4	73.9	61.9
11/1/2018	10:15	-	10:20	66.4	72.6	60.8
11/1/2018	10:20	-	10:25	64.5	70.9	60.2
11/1/2018	10:25	-	10:30	66.0	72.0	61.5
11/1/2018	10:30	-	10:35	65.0	70.9	60.5
11/1/2018	10:35	-	10:40	66.9	71.5	61.5
11/1/2018	10:40	-	10:45	65.4	71.5	60.8
11/1/2018	10:45	-	10:50	71.2	79.3	63.4
11/1/2018	10:50	-	10:55	66.0	72.7	60.9
11/1/2018	10:55	-	11:00	66.0	74.2	60.5
11/1/2018	11:00	-	11:05	67.8	74.0	62.4
11/1/2018	11:05	-	11:10	64.1	70.7	59.6
11/1/2018	11:10	-	11:15	65.2	73.8	60.5
11/1/2018	11:15	-	11:20	66.7	72.8	60.7
11/1/2018	11:20	-	11:25	65.3	70.1	59.7

Date	Start Time	-	End Time	LAeq	L10	L90
11/1/2018	11:25	-	11:30	63.7	70.1	59.0
11/1/2018	11:30	-	11:35	65.6	70.7	60.6
11/1/2018	11:35	-	11:40	65.9	76.2	60.4
11/1/2018	11:40	-	11:45	66.4	74.0	60.2
11/1/2018	11:45	-	11:50	67.3	74.7	61.2
11/1/2018	11:50	-	11:55	67.3	73.4	61.9
11/1/2018	11:55	-	12:00	65.7	72.0	60.3
11/1/2018	12:00	-	12:05	65.0	70.4	60.0
11/1/2018	12:05	-	12:10	64.6	70.9	60.0
11/1/2018	12:10	-	12:15	66.9	74.6	62.9
11/1/2018	12:15	-	12:20	67.7	74.1	62.1
11/1/2018	12:20	-	12:25	64.1	69.6	58.7
11/1/2018	12:25	-	12:30	66.0	72.0	60.0
11/1/2018	12:30	-	12:35	63.5	68.3	58.8
11/1/2018	12:35	-	12:40	66.6	73.4	60.6
11/1/2018	12:40	-	12:45	65.3	70.7	60.1
11/1/2018	12:45	-	12:50	73.1	80.6	64.5
11/1/2018	12:50	-	12:55	75.5	80.3	65.7
11/1/2018	12:55	-	13:00	65.9	71.5	61.2
11/1/2018	13:00	-	13:05	67.3	74.7	61.8
11/1/2018	13:05	-	13:10	65.4	72.4	61.1
11/1/2018	13:10	-	13:15	67.8	73.6	63.4
11/1/2018	13:15	-	13:20	66.8	74.2	61.5
11/1/2018	13:20	-	13:25	65.8	72.8	61.4
11/1/2018	13:25	-	13:30	64.8	72.5	60.6
11/1/2018	13:30	-	13:35	66.4	71.6	61.5
11/1/2018	13:35	-	13:40	66.7	73.7	61.6
11/1/2018	13:40	-	13:45	65.7	75.2	62.1
11/1/2018	13:45	-	13:50	66.6	73.2	61.1
11/1/2018	13:50	-	13:55	65.6	71.8	61.4
11/1/2018	13:55	-	14:00	66.9	73.3	62.5
11/1/2018	14:00	-	14:05	66.8	73.3	62.5
11/1/2018	14:05	-	14:10	63.7	70.0	60.0
11/1/2018	14:10	-	14:15	76.8	80.6	66.7
11/1/2018	14:15	-	14:20	79.2	86.1	69.4

Date	Start Time	-	End Time	LAeq	L10	L90
11/1/2018	14:20	-	14:25	77.7	81.9	69.1
11/1/2018	14:25	-	14:30	69.0	78.2	62.9
11/1/2018	14:30	-	14:35	67.4	73.5	61.7
11/1/2018	14:35	-	14:40	66.7	72.1	61.6
11/1/2018	14:40	-	14:45	66.1	71.4	61.9
11/1/2018	14:45	-	14:50	67.5	73.2	63.4
11/1/2018	14:50	-	14:55	67.7	75.4	62.0
11/1/2018	14:55	-	15:00	65.6	69.7	61.0
11/1/2018	15:00	-	15:05	74.8	79.2	67.1
11/1/2018	15:05	-	15:10	66.4	70.5	61.9
11/1/2018	15:10	-	15:15	65.9	71.1	61.2
11/1/2018	15:15	-	15:20	68.5	72.9	62.8
11/1/2018	15:20	-	15:25	66.3	70.9	62.0
11/1/2018	15:25	-	15:30	66.9	72.0	61.9
11/1/2018	15:30	-	15:35	68.4	74.5	63.2
11/1/2018	15:35	-	15:40	67.4	72.2	62.2
11/1/2018	15:40	-	15:45	67.5	71.8	64.5
11/1/2018	15:45	-	15:50	68.0	71.8	63.2
11/1/2018	15:50	-	15:55	68.7	72.8	64.6
11/1/2018	15:55	-	16:00	68.7	72.5	64.0
11/1/2018	16:00	-	16:05	68.0	72.6	63.8
11/1/2018	16:05	-	16:10	69.5	74.0	65.7
11/1/2018	16:10	-	16:15	66.6	71.8	63.4
11/1/2018	16:15	-	16:20	66.8	73.3	62.6
11/1/2018	16:20	-	16:25	67.3	72.2	61.9
11/1/2018	16:25	-	16:30	66.7	72.4	62.4
11/1/2018	16:30	-	16:35	65.7	71.7	61.3
11/1/2018	16:35	-	16:40	66.6	71.6	61.8
11/1/2018	16:40	-	16:45	66.0	71.7	61.2
11/1/2018	16:45	-	16:50	67.4	74.4	62.6
11/1/2018	16:50	-	16:55	66.2	73.3	61.1
11/1/2018	16:55	-	17:00	66.6	74.4	61.7
11/1/2018	17:00	-	17:05	67.3	73.5	61.1
11/1/2018	17:05	-	17:10	66.7	74.4	61.1
11/1/2018	17:10	-	17:15	68.8	81.3	62.4

Date	Start Time	-	End Time	LAeq	L10	L90
11/1/2018	17:15	-	17:20	65.1	71.1	60.7
11/1/2018	17:20	-	17:25	67.7	76.0	61.6
11/1/2018	17:25	-	17:30	64.6	70.0	59.3
11/1/2018	17:30	-	17:35	66.9	73.1	61.0
11/1/2018	17:35	-	17:40	63.9	69.4	58.7
11/1/2018	17:40	-	17:45	65.8	71.2	59.9
11/1/2018	17:45	-	17:50	64.9	70.7	59.8
11/1/2018	17:50	-	17:55	65.7	73.5	60.0
11/1/2018	17:55	-	18:00	66.7	72.9	61.1
11/1/2018	18:00	-	18:05	64.2	70.1	59.0
11/1/2018	18:05	-	18:10	64.9	71.3	59.5
11/1/2018	18:10	-	18:15	65.7	70.7	59.8
11/1/2018	18:15	-	18:20	64.9	70.3	58.9
11/1/2018	18:20	-	18:25	65.1	70.4	59.1
11/1/2018	18:25	-	18:30	65.0	71.1	59.0
11/1/2018	18:30	-	18:35	66.7	73.7	59.8
11/1/2018	18:35	-	18:40	66.4	72.2	59.9
11/1/2018	18:40	-	18:45	66.6	74.6	59.4
11/1/2018	18:45	-	18:50	64.7	70.7	58.1
11/1/2018	18:50	-	18:55	66.6	72.0	61.2
11/1/2018	18:55	-	19:00	64.3	69.6	58.3
11/1/2018	19:00	-	19:05	63.9	71.2	58.7
11/1/2018	19:05	-	19:10	66.7	71.1	62.3
11/1/2018	19:10	-	19:15	66.5	72.8	61.2
11/1/2018	19:15	-	19:20	64.9	71.5	59.5
11/1/2018	19:20	-	19:25	66.5	71.0	63.2
11/1/2018	19:25	-	19:30	65.2	72.0	60.4
11/1/2018	19:30	-	19:35	66.9	72.0	61.6
11/1/2018	19:35	-	19:40	67.9	75.9	62.4
11/1/2018	19:40	-	19:45	68.0	74.5	61.7
11/1/2018	19:45	-	19:50	64.2	69.5	59.6
11/1/2018	19:50	-	19:55	66.4	71.1	60.6
11/1/2018	19:55	-	20:00	67.3	74.0	60.7
11/1/2018	20:00	-	20:05	65.2	72.0	60.1
11/1/2018	20:05	-	20:10	65.8	70.7	60.9

Date	Start Time	-	End Time	LAeq	L10	L90
11/1/2018	20:10	-	20:15	63.3	69.6	58.2
11/1/2018	20:15	-	20:20	65.4	70.6	60.0
11/1/2018	20:20	-	20:25	64.7	71.2	58.8
11/1/2018	20:25	-	20:30	65.2	70.3	58.9
11/1/2018	20:30	-	20:35	62.0	65.5	58.3
11/1/2018	20:35	-	20:40	65.7	73.9	59.0
11/1/2018	20:40	-	20:45	66.4	73.7	61.1
11/1/2018	20:45	-	20:50	61.5	65.9	57.6
11/1/2018	20:50	-	20:55	65.7	71.5	61.0
11/1/2018	20:55	-	21:00	63.3	69.7	59.3
11/1/2018	21:00	-	21:05	62.2	68.6	57.7
11/1/2018	21:05	-	21:10	63.0	68.8	58.7
11/1/2018	21:10	-	21:15	62.7	68.7	57.8
11/1/2018	21:15	-	21:20	62.2	68.2	58.3
11/1/2018	21:20	-	21:25	65.6	70.4	61.0
11/1/2018	21:25	-	21:30	65.6	75.2	61.4
11/1/2018	21:30	-	21:35	65.3	72.1	62.0
11/1/2018	21:35	-	21:40	65.3	71.0	60.9
11/1/2018	21:40	-	21:45	67.0	72.7	63.0
11/1/2018	21:45	-	21:50	62.9	67.5	57.7
11/1/2018	21:50	-	21:55	64.2	70.6	57.2
11/1/2018	21:55	-	22:00	65.0	71.8	57.7
11/1/2018	22:00	-	22:05	66.7	71.8	59.2
11/1/2018	22:05	-	22:10	62.7	70.5	55.9
11/1/2018	22:10	-	22:15	62.3	66.0	57.0
11/1/2018	22:15	-	22:20	65.2	70.9	58.1
11/1/2018	22:20	-	22:25	64.9	72.8	58.3
11/1/2018	22:25	-	22:30	64.0	72.3	56.6
11/1/2018	22:30	-	22:35	63.4	69.9	56.6
11/1/2018	22:35	-	22:40	63.7	70.8	56.4
11/1/2018	22:40	-	22:45	63.2	69.1	55.9
11/1/2018	22:45	-	22:50	61.6	67.1	55.2
11/1/2018	22:50	-	22:55	61.7	68.1	55.2
11/1/2018	22:55	-	23:00	64.3	70.6	56.9
11/1/2018	23:00	-	23:05	65.7	72.0	57.2

Date	Start Time	-	End Time	LAeq	L10	L90
11/1/2018	23:05	-	23:10	60.1	65.8	54.4
11/1/2018	23:10	-	23:15	61.9	67.9	55.3
11/1/2018	23:15	-	23:20	62.4	69.0	55.5
11/1/2018	23:20	-	23:25	63.4	69.3	55.7
11/1/2018	23:25	-	23:30	61.9	68.8	55.0
11/1/2018	23:30	-	23:35	64.2	72.1	56.2
11/1/2018	23:35	-	23:40	58.6	64.8	52.9
11/1/2018	23:40	-	23:45	60.3	69.4	53.9
11/1/2018	23:45	-	23:50	62.9	70.9	55.1
11/1/2018	23:50	-	23:55	59.3	67.7	53.4
11/1/2018	23:55	-	0:00	63.3	69.7	55.4
12/1/2018	0:00	-	0:05	62.6	70.5	55.1
12/1/2018	0:05	-	0:10	63.2	72.3	55.7
12/1/2018	0:10	-	0:15	62.0	70.0	54.6
12/1/2018	0:15	-	0:20	57.2	63.6	52.2
12/1/2018	0:20	-	0:25	57.4	63.5	52.2
12/1/2018	0:25	-	0:30	58.1	67.4	52.7
12/1/2018	0:30	-	0:35	56.8	64.2	52.0
12/1/2018	0:35	-	0:40	55.2	61.6	51.1
12/1/2018	0:40	-	0:45	54.6	62.4	50.9
12/1/2018	0:45	-	0:50	55.3	61.8	51.3
12/1/2018	0:50	-	0:55	55.7	61.2	51.7
12/1/2018	0:55	-	1:00	57.1	64.2	52.4
12/1/2018	1:00	-	1:05	57.2	65.2	52.2
12/1/2018	1:05	-	1:10	57.3	64.1	52.3
12/1/2018	1:10	-	1:15	55.0	61.8	51.0
12/1/2018	1:15	-	1:20	56.3	62.1	51.7
12/1/2018	1:20	-	1:25	53.1	61.4	50.0
12/1/2018	1:25	-	1:30	56.5	63.6	51.6
12/1/2018	1:30	-	1:35	58.9	69.0	52.8
12/1/2018	1:35	-	1:40	54.0	60.9	50.4
12/1/2018	1:40	-	1:45	53.7	59.7	50.3
12/1/2018	1:45	-	1:50	55.2	60.9	51.3
12/1/2018	1:50	-	1:55	55.5	60.9	50.9
12/1/2018	1:55	-	2:00	54.2	59.7	50.5

Date	Start Time	-	End Time	LAeq	L10	L90
12/1/2018	2:00	-	2:05	55.5	61.1	51.2
12/1/2018	2:05	-	2:10	52.7	59.8	49.7
12/1/2018	2:10	-	2:15	56.9	64.7	51.9
12/1/2018	2:15	-	2:20	55.4	64.9	51.0
12/1/2018	2:20	-	2:25	52.9	58.8	49.9
12/1/2018	2:25	-	2:30	51.9	59.3	49.3
12/1/2018	2:30	-	2:35	56.6	63.4	51.9
12/1/2018	2:35	-	2:40	56.8	62.6	51.9
12/1/2018	2:40	-	2:45	55.7	64.2	51.0
12/1/2018	2:45	-	2:50	56.3	64.3	51.5
12/1/2018	2:50	-	2:55	55.2	61.4	50.9
12/1/2018	2:55	-	3:00	53.9	60.5	50.5
12/1/2018	3:00	-	3:05	53.9	60.5	50.4
12/1/2018	3:05	-	3:10	57.7	65.8	52.3
12/1/2018	3:10	-	3:15	52.4	59.3	49.4
12/1/2018	3:15	-	3:20	56.1	64.8	51.4
12/1/2018	3:20	-	3:25	58.0	66.7	52.4
12/1/2018	3:25	-	3:30	56.4	65.5	51.6
12/1/2018	3:30	-	3:35	57.7	67.8	52.1
12/1/2018	3:35	-	3:40	53.5	59.3	50.3
12/1/2018	3:40	-	3:45	55.0	61.0	51.0
12/1/2018	3:45	-	3:50	55.0	61.2	50.9
12/1/2018	3:50	-	3:55	57.7	67.4	52.2
12/1/2018	3:55	-	4:00	55.8	62.3	51.1
12/1/2018	4:00	-	4:05	57.3	65.1	52.0
12/1/2018	4:05	-	4:10	56.7	64.2	51.6
12/1/2018	4:10	-	4:15	55.3	61.8	51.0
12/1/2018	4:15	-	4:20	55.4	62.0	51.1
12/1/2018	4:20	-	4:25	55.2	61.0	51.0
12/1/2018	4:25	-	4:30	55.6	62.0	51.1
12/1/2018	4:30	-	4:35	55.0	63.2	50.8
12/1/2018	4:35	-	4:40	55.2	60.5	51.1
12/1/2018	4:40	-	4:45	53.6	59.5	50.2
12/1/2018	4:45	-	4:50	55.7	62.9	51.4
12/1/2018	4:50	-	4:55	60.4	67.3	53.9

Date	Start Time	-	End Time	LAeq	L10	L90
12/1/2018	4:55	-	5:00	53.0	59.4	50.0
12/1/2018	5:00	-	5:05	54.4	60.5	50.6
12/1/2018	5:05	-	5:10	60.4	71.4	53.7
12/1/2018	5:10	-	5:15	59.4	66.5	53.3
12/1/2018	5:15	-	5:20	58.6	68.6	52.8
12/1/2018	5:20	-	5:25	54.7	60.8	50.8
12/1/2018	5:25	-	5:30	59.5	64.8	53.3
12/1/2018	5:30	-	5:35	55.7	63.3	51.8
12/1/2018	5:35	-	5:40	56.2	63.2	51.5
12/1/2018	5:40	-	5:45	63.2	71.1	55.4
12/1/2018	5:45	-	5:50	60.0	69.6	53.6
12/1/2018	5:50	-	5:55	58.8	64.9	53.4
12/1/2018	5:55	-	6:00	60.2	67.2	54.0
12/1/2018	6:00	-	6:05	59.4	64.6	53.5
12/1/2018	6:05	-	6:10	63.3	70.8	55.8
12/1/2018	6:10	-	6:15	60.5	68.4	54.6
12/1/2018	6:15	-	6:20	64.5	72.1	57.0
12/1/2018	6:20	-	6:25	61.2	66.0	55.3
12/1/2018	6:25	-	6:30	64.4	70.7	57.3
12/1/2018	6:30	-	6:35	65.1	72.2	58.4
12/1/2018	6:35	-	6:40	62.1	68.7	55.9
12/1/2018	6:40	-	6:45	64.4	69.9	58.7
12/1/2018	6:45	-	6:50	66.7	73.2	60.1
12/1/2018	6:50	-	6:55	67.4	73.4	60.6
12/1/2018	6:55	-	7:00	62.9	68.9	57.6
12/1/2018	7:00	-	7:05	66.7	74.1	59.7
12/1/2018	7:05	-	7:10	65.9	72.0	59.6
12/1/2018	7:10	-	7:15	67.7	73.5	61.0
12/1/2018	7:15	-	7:20	65.6	72.3	59.4
12/1/2018	7:20	-	7:25	66.0	71.9	61.0
12/1/2018	7:25	-	7:30	64.5	68.8	59.9
12/1/2018	7:30	-	7:35	67.4	72.1	63.0
12/1/2018	7:35	-	7:40	67.9	73.3	62.8
12/1/2018	7:40	-	7:45	65.8	72.4	61.1
12/1/2018	7:45	-	7:50	65.6	69.5	61.3

Date	Start Time	-	End Time	LAeq	L10	L90
12/1/2018	7:50	-	7:55	64.9	70.5	60.0
12/1/2018	7:55	-	8:00	67.1	72.1	62.6
12/1/2018	8:00	-	8:05	65.7	71.0	60.5
12/1/2018	8:05	-	8:10	65.9	70.8	61.1
12/1/2018	8:10	-	8:15	66.6	72.3	61.7
12/1/2018	8:15	-	8:20	65.8	70.0	63.0
12/1/2018	8:20	-	8:25	67.2	72.7	62.5
12/1/2018	8:25	-	8:30	65.0	69.2	61.9
12/1/2018	8:30	-	8:35	65.1	71.2	62.6
12/1/2018	8:35	-	8:40	69.0	73.9	64.6
12/1/2018	8:40	-	8:45	66.9	72.9	62.8
12/1/2018	8:45	-	8:50	67.2	73.0	62.8
12/1/2018	8:50	-	8:55	67.5	73.7	63.8
12/1/2018	8:55	-	9:00	69.2	74.2	66.4
12/1/2018	9:00	-	9:05	68.2	74.8	63.6
12/1/2018	9:05	-	9:10	67.5	71.4	63.0
12/1/2018	9:10	-	9:15	67.4	71.3	62.7
12/1/2018	9:15	-	9:20	67.1	71.8	62.7
12/1/2018	9:20	-	9:25	67.1	71.7	62.1
12/1/2018	9:25	-	9:30	66.1	72.4	61.9
12/1/2018	9:30	-	9:35	67.8	74.4	63.0
12/1/2018	9:35	-	9:40	68.3	74.6	63.9
12/1/2018	9:40	-	9:45	65.7	72.7	61.5
12/1/2018	9:45	-	9:50	65.5	70.2	61.6
12/1/2018	9:50	-	9:55	64.2	69.2	61.0
12/1/2018	9:55	-	10:00	65.9	71.7	61.8
12/1/2018	10:00	-	10:05	66.1	77.9	62.0
12/1/2018	10:05	-	10:10	65.8	72.5	61.3
12/1/2018	10:10	-	10:15	66.7	73.3	62.1
12/1/2018	10:15	-	10:20	66.6	72.9	61.7
12/1/2018	10:20	-	10:25	65.0	70.1	61.2
12/1/2018	10:25	-	10:30	66.7	73.9	62.0
12/1/2018	10:30	-	10:35	65.0	71.0	61.3
12/1/2018	10:35	-	10:40	67.9	72.5	63.0
12/1/2018	10:40	-	10:45	66.0	71.4	61.6

Date	Start Time	-	End Time	LAeq	L10	L90
12/1/2018	10:45	-	10:50	63.6	69.9	60.2
12/1/2018	10:50	-	10:55	64.9	71.2	60.7
12/1/2018	10:55	-	11:00	64.8	69.9	60.8
12/1/2018	11:00	-	11:05	68.0	72.7	62.3
12/1/2018	11:05	-	11:10	65.6	73.2	60.9
12/1/2018	11:10	-	11:15	67.0	73.8	61.8
12/1/2018	11:15	-	11:20	66.7	72.1	61.5
12/1/2018	11:20	-	11:25	66.9	72.6	61.6
12/1/2018	11:25	-	11:30	68.4	73.8	62.6
12/1/2018	11:30	-	11:35	65.8	72.4	61.0
12/1/2018	11:35	-	11:40	66.1	72.7	61.7
12/1/2018	11:40	-	11:45	64.9	70.9	60.4
12/1/2018	11:45	-	11:50	65.8	70.6	60.8
12/1/2018	11:50	-	11:55	67.4	72.9	62.0
12/1/2018	11:55	-	12:00	65.9	72.5	61.1
12/1/2018	12:00	-	12:05	67.2	73.6	61.9
12/1/2018	12:05	-	12:10	65.7	71.7	61.3
12/1/2018	12:10	-	12:15	66.4	72.0	61.0
12/1/2018	12:15	-	12:20	66.0	71.7	60.4
12/1/2018	12:20	-	12:25	66.5	73.1	60.9
12/1/2018	12:25	-	12:30	64.2	70.0	59.8
12/1/2018	12:30	-	12:35	64.3	69.0	60.1
12/1/2018	12:35	-	12:40	67.3	73.1	61.9
12/1/2018	12:40	-	12:45	65.7	70.9	61.8
12/1/2018	12:45	-	12:50	65.8	71.0	61.0
12/1/2018	12:50	-	12:55	67.6	75.5	62.6
12/1/2018	12:55	-	13:00	66.1	71.3	61.8
12/1/2018	13:00	-	13:05	65.8	70.2	62.3
12/1/2018	13:05	-	13:10	69.2	76.7	64.1
12/1/2018	13:10	-	13:15	68.4	79.2	63.0
12/1/2018	13:15	-	13:20	66.5	71.0	62.6
12/1/2018	13:20	-	13:25	65.6	71.2	61.5
12/1/2018	13:25	-	13:30	67.1	73.7	62.8
12/1/2018	13:30	-	13:35	66.6	74.0	62.4
12/1/2018	13:35	-	13:40	66.1	71.2	62.3

Date	Start Time	-	End Time	LAeq	L10	L90
12/1/2018	13:40	-	13:45	66.4	73.1	61.5
12/1/2018	13:45	-	13:50	63.5	68.5	59.6
12/1/2018	13:50	-	13:55	65.9	71.7	61.0
12/1/2018	13:55	-	14:00	65.8	72.3	61.1
12/1/2018	14:00	-	14:05	65.3	71.9	60.6
12/1/2018	14:05	-	14:10	66.3	72.3	60.8
12/1/2018	14:10	-	14:15	65.7	75.2	61.0
12/1/2018	14:15	-	14:20	66.7	71.9	61.3
12/1/2018	14:20	-	14:25	64.5	69.4	60.4
12/1/2018	14:25	-	14:30	65.6	72.0	60.5
12/1/2018	14:30	-	14:35	67.5	74.2	63.5
12/1/2018	14:35	-	14:40	65.3	70.4	60.7
12/1/2018	14:40	-	14:45	65.1	69.2	61.3
12/1/2018	14:45	-	14:50	66.6	74.3	61.6
12/1/2018	14:50	-	14:55	65.9	70.6	61.4
12/1/2018	14:55	-	15:00	66.6	71.5	61.6
12/1/2018	15:00	-	15:05	67.1	72.9	62.4
12/1/2018	15:05	-	15:10	65.8	72.3	60.9
12/1/2018	15:10	-	15:15	65.5	69.9	60.9
12/1/2018	15:15	-	15:20	65.3	70.1	61.6
12/1/2018	15:20	-	15:25	67.5	74.8	61.3
12/1/2018	15:25	-	15:30	68.5	75.3	62.7
12/1/2018	15:30	-	15:35	67.8	73.7	62.6
12/1/2018	15:35	-	15:40	66.9	73.7	62.0
12/1/2018	15:40	-	15:45	68.3	74.0	62.4
12/1/2018	15:45	-	15:50	65.3	70.2	60.8
12/1/2018	15:50	-	15:55	66.7	71.7	62.2
12/1/2018	15:55	-	16:00	66.7	71.2	61.2
12/1/2018	16:00	-	16:05	66.9	73.2	62.7
12/1/2018	16:05	-	16:10	65.9	72.7	61.0
12/1/2018	16:10	-	16:15	66.1	70.6	61.5
12/1/2018	16:15	-	16:20	68.2	74.0	62.5
12/1/2018	16:20	-	16:25	66.3	72.1	61.9
12/1/2018	16:25	-	16:30	66.6	72.5	62.0
12/1/2018	16:30	-	16:35	66.9	72.7	61.9

Date	Start Time	-	End Time	LAeq	L10	L90
12/1/2018	16:35	-	16:40	65.8	71.7	61.2
12/1/2018	16:40	-	16:45	66.2	72.2	61.5
12/1/2018	16:45	-	16:50	66.2	70.8	62.1
12/1/2018	16:50	-	16:55	66.1	72.6	61.0
12/1/2018	16:55	-	17:00	66.2	71.8	60.7
12/1/2018	17:00	-	17:05	66.9	73.9	61.0
12/1/2018	17:05	-	17:10	66.1	72.0	60.9
12/1/2018	17:10	-	17:15	69.0	74.7	62.0
12/1/2018	17:15	-	17:20	67.2	73.7	62.1
12/1/2018	17:20	-	17:25	66.7	72.3	62.1
12/1/2018	17:25	-	17:30	66.4	73.1	60.4
12/1/2018	17:30	-	17:35	66.7	73.1	62.0
12/1/2018	17:35	-	17:40	64.6	70.0	60.1
12/1/2018	17:40	-	17:45	66.7	72.9	61.0
12/1/2018	17:45	-	17:50	67.3	73.2	61.3
12/1/2018	17:50	-	17:55	65.6	70.5	59.8
12/1/2018	17:55	-	18:00	66.3	72.7	61.2
12/1/2018	18:00	-	18:05	65.7	71.2	60.2
12/1/2018	18:05	-	18:10	65.6	70.6	59.6
12/1/2018	18:10	-	18:15	64.6	70.7	59.2
12/1/2018	18:15	-	18:20	64.8	72.6	58.8
12/1/2018	18:20	-	18:25	66.0	72.9	58.8
12/1/2018	18:25	-	18:30	64.9	71.8	58.7
12/1/2018	18:30	-	18:35	66.0	73.5	59.6
12/1/2018	18:35	-	18:40	64.6	71.3	58.2
12/1/2018	18:40	-	18:45	64.6	69.9	59.0
12/1/2018	18:45	-	18:50	66.5	71.3	60.7
12/1/2018	18:50	-	18:55	64.3	71.2	58.5
12/1/2018	18:55	-	19:00	64.5	71.1	57.5
12/1/2018	19:00	-	19:05	65.5	71.3	58.3
12/1/2018	19:05	-	19:10	63.9	70.1	57.8
12/1/2018	19:10	-	19:15	63.5	69.2	58.1
12/1/2018	19:15	-	19:20	64.7	70.5	59.3
12/1/2018	19:20	-	19:25	66.5	74.1	62.4
12/1/2018	19:25	-	19:30	63.7	70.8	60.6

Date	Start Time	-	End Time	LAeq	L10	L90
12/1/2018	19:30	-	19:35	66.4	70.2	60.8
12/1/2018	19:35	-	19:40	67.4	73.3	62.0
12/1/2018	19:40	-	19:45	62.3	68.3	58.2
12/1/2018	19:45	-	19:50	64.1	68.8	59.7
12/1/2018	19:50	-	19:55	68.7	73.9	65.2
12/1/2018	19:55	-	20:00	65.8	71.0	62.1
12/1/2018	20:00	-	20:05	63.6	69.4	59.4
12/1/2018	20:05	-	20:10	65.1	70.9	59.1
12/1/2018	20:10	-	20:15	63.5	72.3	57.2
12/1/2018	20:15	-	20:20	66.0	73.1	58.6
12/1/2018	20:20	-	20:25	64.3	69.5	58.9
12/1/2018	20:25	-	20:30	64.8	71.1	59.5
12/1/2018	20:30	-	20:35	63.2	70.7	58.1
12/1/2018	20:35	-	20:40	62.9	70.5	57.0
12/1/2018	20:40	-	20:45	63.7	69.7	58.6
12/1/2018	20:45	-	20:50	64.5	71.5	58.2
12/1/2018	20:50	-	20:55	62.9	69.0	56.7
12/1/2018	20:55	-	21:00	63.4	69.0	57.5
12/1/2018	21:00	-	21:05	62.4	66.7	58.4
12/1/2018	21:05	-	21:10	63.9	71.0	58.9
12/1/2018	21:10	-	21:15	64.4	69.5	59.1
12/1/2018	21:15	-	21:20	64.0	70.2	58.5
12/1/2018	21:20	-	21:25	64.7	71.5	58.1
12/1/2018	21:25	-	21:30	62.6	69.0	57.8
12/1/2018	21:30	-	21:35	63.5	69.9	57.3
12/1/2018	21:35	-	21:40	63.6	70.5	56.9
12/1/2018	21:40	-	21:45	66.2	73.0	58.2
12/1/2018	21:45	-	21:50	63.0	68.1	56.3
12/1/2018	21:50	-	21:55	62.0	67.9	56.1
12/1/2018	21:55	-	22:00	64.3	70.4	56.7
12/1/2018	22:00	-	22:05	63.7	69.5	57.8
12/1/2018	22:05	-	22:10	64.5	69.1	58.7
12/1/2018	22:10	-	22:15	64.1	70.0	58.3
12/1/2018	22:15	-	22:20	63.5	70.0	56.4
12/1/2018	22:20	-	22:25	61.9	68.8	55.2

Date	Start Time	-	End Time	LAeq	L10	L90
12/1/2018	22:25	-	22:30	64.0	68.7	57.7
12/1/2018	22:30	-	22:35	63.5	71.4	56.7
12/1/2018	22:35	-	22:40	62.2	68.4	55.4
12/1/2018	22:40	-	22:45	63.2	69.7	55.9
12/1/2018	22:45	-	22:50	61.1	68.0	55.1
12/1/2018	22:50	-	22:55	63.8	71.0	56.8
12/1/2018	22:55	-	23:00	62.8	68.5	55.7
12/1/2018	23:00	-	23:05	62.4	68.6	55.2
12/1/2018	23:05	-	23:10	65.2	74.1	56.7
12/1/2018	23:10	-	23:15	61.5	68.1	54.6
12/1/2018	23:15	-	23:20	62.6	68.4	55.3
12/1/2018	23:20	-	23:25	62.6	70.5	55.2
12/1/2018	23:25	-	23:30	60.3	67.9	54.0
12/1/2018	23:30	-	23:35	64.8	72.1	55.9
12/1/2018	23:35	-	23:40	62.6	72.8	55.1
12/1/2018	23:40	-	23:45	63.7	71.8	55.7
12/1/2018	23:45	-	23:50	59.9	65.9	53.4
12/1/2018	23:50	-	23:55	61.1	69.2	54.1
12/1/2018	23:55	-	0:00	64.9	72.9	56.2
13/1/2018	0:00	-	0:05	60.6	68.8	54.0
13/1/2018	0:05	-	0:10	61.2	68.9	54.1
13/1/2018	0:10	-	0:15	59.4	67.5	53.0
13/1/2018	0:15	-	0:20	57.2	64.2	51.9
13/1/2018	0:20	-	0:25	56.3	63.3	51.4
13/1/2018	0:25	-	0:30	60.2	69.2	53.4
13/1/2018	0:30	-	0:35	53.7	60.4	50.2
13/1/2018	0:35	-	0:40	59.4	66.9	53.0
13/1/2018	0:40	-	0:45	55.3	61.1	50.9
13/1/2018	0:45	-	0:50	56.6	61.5	51.8
13/1/2018	0:50	-	0:55	58.7	66.5	52.8
13/1/2018	0:55	-	1:00	57.7	63.8	52.5
13/1/2018	1:00	-	1:05	55.1	61.5	50.9
13/1/2018	1:05	-	1:10	55.4	64.0	50.9
13/1/2018	1:10	-	1:15	54.5	60.8	50.4
13/1/2018	1:15	-	1:20	53.6	60.5	50.0

Date	Start Time	-	End Time	LAeq	L10	L90
13/1/2018	1:20	-	1:25	53.7	60.5	50.3
13/1/2018	1:25	-	1:30	57.7	63.9	52.2
13/1/2018	1:30	-	1:35	57.6	65.0	52.2
13/1/2018	1:35	-	1:40	54.2	62.2	50.4
13/1/2018	1:40	-	1:45	55.7	62.3	51.3
13/1/2018	1:45	-	1:50	53.8	60.2	50.1
13/1/2018	1:50	-	1:55	58.4	66.5	52.4
13/1/2018	1:55	-	2:00	54.1	60.2	50.2
13/1/2018	2:00	-	2:05	55.0	61.0	50.6
13/1/2018	2:05	-	2:10	54.9	61.9	50.5
13/1/2018	2:10	-	2:15	55.8	65.2	51.0
13/1/2018	2:15	-	2:20	52.5	59.6	49.5
13/1/2018	2:20	-	2:25	53.6	61.0	50.0
13/1/2018	2:25	-	2:30	53.8	61.5	50.1
13/1/2018	2:30	-	2:35	53.9	60.9	50.2
13/1/2018	2:35	-	2:40	52.8	59.8	49.4
13/1/2018	2:40	-	2:45	55.1	61.4	50.5
13/1/2018	2:45	-	2:50	53.2	60.3	49.5
13/1/2018	2:50	-	2:55	52.0	59.7	49.0
13/1/2018	2:55	-	3:00	56.3	64.6	51.2
13/1/2018	3:00	-	3:05	54.8	61.2	50.6
13/1/2018	3:05	-	3:10	53.0	60.2	49.5
13/1/2018	3:10	-	3:15	54.2	61.9	50.2
13/1/2018	3:15	-	3:20	51.4	57.5	48.6
13/1/2018	3:20	-	3:25	50.9	59.2	48.3
13/1/2018	3:25	-	3:30	53.8	61.0	49.8
13/1/2018	3:30	-	3:35	52.7	60.7	49.3
13/1/2018	3:35	-	3:40	51.0	58.8	48.3
13/1/2018	3:40	-	3:45	53.8	60.2	49.9
13/1/2018	3:45	-	3:50	56.7	65.7	51.1
13/1/2018	3:50	-	3:55	55.3	64.6	50.4
13/1/2018	3:55	-	4:00	59.1	67.3	52.6
13/1/2018	4:00	-	4:05	55.6	63.8	50.6
13/1/2018	4:05	-	4:10	59.9	69.3	53.0
13/1/2018	4:10	-	4:15	54.2	62.2	49.9

Date	Start Time	-	End Time	LAeq	L10	L90
13/1/2018	4:15	-	4:20	55.6	62.0	50.6
13/1/2018	4:20	-	4:25	52.6	59.9	49.2
13/1/2018	4:25	-	4:30	54.6	60.8	50.1
13/1/2018	4:30	-	4:35	53.1	60.2	49.5
13/1/2018	4:35	-	4:40	53.4	60.9	49.6
13/1/2018	4:40	-	4:45	57.0	63.7	51.6
13/1/2018	4:45	-	4:50	58.1	63.1	52.4
13/1/2018	4:50	-	4:55	59.9	67.5	52.9
13/1/2018	4:55	-	5:00	56.6	63.8	51.3
13/1/2018	5:00	-	5:05	55.3	61.0	50.5
13/1/2018	5:05	-	5:10	59.8	69.8	53.0
13/1/2018	5:10	-	5:15	59.2	68.3	52.6
13/1/2018	5:15	-	5:20	58.6	68.9	52.4
13/1/2018	5:20	-	5:25	56.7	67.4	51.3
13/1/2018	5:25	-	5:30	58.8	66.0	52.6
13/1/2018	5:30	-	5:35	57.6	64.9	52.1
13/1/2018	5:35	-	5:40	53.7	60.4	50.0
13/1/2018	5:40	-	5:45	65.7	74.3	56.9
13/1/2018	5:45	-	5:50	56.0	61.7	51.4
13/1/2018	5:50	-	5:55	60.5	65.7	54.1
13/1/2018	5:55	-	6:00	61.0	67.4	54.3
13/1/2018	6:00	-	6:05	62.8	71.3	55.3
13/1/2018	6:05	-	6:10	62.6	70.0	55.0
13/1/2018	6:10	-	6:15	62.7	69.3	55.4
13/1/2018	6:15	-	6:20	63.6	71.8	55.9
13/1/2018	6:20	-	6:25	64.0	70.6	56.4
13/1/2018	6:25	-	6:30	65.1	71.2	57.6
13/1/2018	6:30	-	6:35	64.2	71.0	56.6
13/1/2018	6:35	-	6:40	63.2	70.0	56.2
13/1/2018	6:40	-	6:45	62.9	69.6	56.2
13/1/2018	6:45	-	6:50	66.8	73.5	59.3
13/1/2018	6:50	-	6:55	67.6	73.3	60.8
13/1/2018	6:55	-	7:00	65.6	71.3	59.4
13/1/2018	7:00	-	7:05	68.2	75.7	61.0
13/1/2018	7:05	-	7:10	66.6	72.8	60.7

Date	Start Time	-	End Time	LAeq	L10	L90
13/1/2018	7:10	-	7:15	67.4	72.9	61.6
13/1/2018	7:15	-	7:20	67.2	75.8	61.0
13/1/2018	7:20	-	7:25	66.8	72.7	60.7
13/1/2018	7:25	-	7:30	66.4	71.6	61.1
13/1/2018	7:30	-	7:35	66.7	72.1	61.5
13/1/2018	7:35	-	7:40	68.5	75.1	62.9
13/1/2018	7:40	-	7:45	65.5	71.8	60.5
13/1/2018	7:45	-	7:50	68.2	73.8	62.6
13/1/2018	7:50	-	7:55	68.3	73.2	63.3
13/1/2018	7:55	-	8:00	67.0	72.2	62.7
13/1/2018	8:00	-	8:05	67.7	73.3	62.3
13/1/2018	8:05	-	8:10	66.4	72.3	61.6
13/1/2018	8:10	-	8:15	66.7	74.2	61.3
13/1/2018	8:15	-	8:20	67.3	71.9	63.0
13/1/2018	8:20	-	8:25	67.5	74.6	62.5
13/1/2018	8:25	-	8:30	67.7	76.3	62.5
13/1/2018	8:30	-	8:35	67.9	72.5	63.4
13/1/2018	8:35	-	8:40	67.5	72.9	64.3
13/1/2018	8:40	-	8:45	67.0	72.9	62.7
13/1/2018	8:45	-	8:50	65.7	72.8	62.9
13/1/2018	8:50	-	8:55	66.2	70.9	63.3
13/1/2018	8:55	-	9:00	68.2	73.6	63.0
13/1/2018	9:00	-	9:05	67.6	74.1	63.7
13/1/2018	9:05	-	9:10	74.8	84.5	66.4
13/1/2018	9:10	-	9:15	65.5	70.0	61.3
13/1/2018	9:15	-	9:20	68.6	79.2	64.2
13/1/2018	9:20	-	9:25	67.5	75.2	62.9
13/1/2018	9:25	-	9:30	66.0	71.7	62.0
13/1/2018	9:30	-	9:35	66.9	72.4	62.7
13/1/2018	9:35	-	9:40	66.4	71.3	61.6
13/1/2018	9:40	-	9:45	66.2	73.1	61.7
13/1/2018	9:45	-	9:50	66.8	73.8	62.0
13/1/2018	9:50	-	9:55	65.7	71.6	61.7
13/1/2018	9:55	-	10:00	66.6	72.4	61.7
13/1/2018	10:00	-	10:05	66.4	71.7	61.0

Date	Start Time	-	End Time	LAeq	L10	L90
13/1/2018	10:05	-	10:10	67.0	72.4	61.9
13/1/2018	10:10	-	10:15	67.0	72.3	62.3
13/1/2018	10:15	-	10:20	66.2	72.8	61.7
13/1/2018	10:20	-	10:25	67.1	73.3	62.3
13/1/2018	10:25	-	10:30	64.4	70.2	60.4
13/1/2018	10:30	-	10:35	67.0	72.3	62.5
13/1/2018	10:35	-	10:40	66.2	71.5	62.2
13/1/2018	10:40	-	10:45	65.9	73.1	61.7
13/1/2018	10:45	-	10:50	65.4	74.7	61.2
13/1/2018	10:50	-	10:55	64.0	71.5	60.8
13/1/2018	10:55	-	11:00	67.7	73.8	62.8
13/1/2018	11:00	-	11:05	64.3	72.2	60.8
13/1/2018	11:05	-	11:10	66.1	72.1	60.9
13/1/2018	11:10	-	11:15	64.1	68.9	60.3
13/1/2018	11:15	-	11:20	65.4	71.4	60.9
13/1/2018	11:20	-	11:25	67.2	72.0	61.8
13/1/2018	11:25	-	11:30	65.6	72.0	61.1
13/1/2018	11:30	-	11:35	66.4	74.6	61.0
13/1/2018	11:35	-	11:40	65.5	71.5	60.4
13/1/2018	11:40	-	11:45	64.9	69.6	59.7
13/1/2018	11:45	-	11:50	65.2	72.2	60.1
13/1/2018	11:50	-	11:55	64.4	70.0	59.0
13/1/2018	11:55	-	12:00	66.9	74.4	61.5
13/1/2018	12:00	-	12:05	67.8	74.9	63.6
13/1/2018	12:05	-	12:10	65.3	69.8	60.8
13/1/2018	12:10	-	12:15	65.4	70.0	60.6
13/1/2018	12:15	-	12:20	66.2	72.5	61.0
13/1/2018	12:20	-	12:25	65.8	72.0	60.8
13/1/2018	12:25	-	12:30	64.2	70.7	59.7
13/1/2018	12:30	-	12:35	63.0	69.4	58.7
13/1/2018	12:35	-	12:40	67.0	75.1	61.1
13/1/2018	12:40	-	12:45	65.1	71.6	60.2
13/1/2018	12:45	-	12:50	65.3	74.2	60.8
13/1/2018	12:50	-	12:55	65.1	70.4	61.1
13/1/2018	12:55	-	13:00	65.1	70.7	60.9

Date	Start Time	-	End Time	LAeq	L10	L90
13/1/2018	13:00	-	13:05	66.0	70.9	61.3
13/1/2018	13:05	-	13:10	65.7	72.3	61.1
13/1/2018	13:10	-	13:15	66.9	72.4	62.3
13/1/2018	13:15	-	13:20	64.1	69.2	60.2
13/1/2018	13:20	-	13:25	68.3	76.2	62.2
13/1/2018	13:25	-	13:30	67.0	76.3	61.7
13/1/2018	13:30	-	13:35	65.4	70.7	61.0
13/1/2018	13:35	-	13:40	66.2	72.0	61.7
13/1/2018	13:40	-	13:45	65.2	69.5	61.2
13/1/2018	13:45	-	13:50	66.0	73.0	61.4
13/1/2018	13:50	-	13:55	66.9	75.6	61.7
13/1/2018	13:55	-	14:00	68.3	74.4	62.9
13/1/2018	14:00	-	14:05	66.3	73.2	62.0
13/1/2018	14:05	-	14:10	65.1	73.5	60.7
13/1/2018	14:10	-	14:15	65.9	71.6	61.3
13/1/2018	14:15	-	14:20	72.2	84.1	64.7
13/1/2018	14:20	-	14:25	67.6	75.9	61.9
13/1/2018	14:25	-	14:30	64.0	70.1	60.6
13/1/2018	14:30	-	14:35	65.8	72.2	61.5
13/1/2018	14:35	-	14:40	65.7	71.6	61.2
13/1/2018	14:40	-	14:45	67.2	73.9	62.4
13/1/2018	14:45	-	14:50	66.0	75.4	61.6
13/1/2018	14:50	-	14:55	65.5	70.5	61.7
13/1/2018	14:55	-	15:00	66.4	71.5	62.2
13/1/2018	15:00	-	15:05	66.2	72.7	61.8
13/1/2018	15:05	-	15:10	67.2	73.2	62.4
13/1/2018	15:10	-	15:15	66.3	73.4	62.5
13/1/2018	15:15	-	15:20	64.4	71.3	60.5
13/1/2018	15:20	-	15:25	66.5	73.1	61.7
13/1/2018	15:25	-	15:30	67.1	73.4	62.9
13/1/2018	15:30	-	15:35	67.7	73.7	62.6
13/1/2018	15:35	-	15:40	65.5	71.6	61.6
13/1/2018	15:40	-	15:45	66.0	70.8	61.0
13/1/2018	15:45	-	15:50	65.7	72.3	61.4
13/1/2018	15:50	-	15:55	66.0	74.0	61.9

Date	Start Time	-	End Time	LAeq	L10	L90
13/1/2018	15:55	-	16:00	68.1	75.9	62.5
13/1/2018	16:00	-	16:05	66.7	70.8	61.4
13/1/2018	16:05	-	16:10	66.9	72.9	61.5
13/1/2018	16:10	-	16:15	64.2	70.0	60.3
13/1/2018	16:15	-	16:20	66.2	73.2	61.8
13/1/2018	16:20	-	16:25	66.0	71.1	61.7
13/1/2018	16:25	-	16:30	66.2	74.1	61.5
13/1/2018	16:30	-	16:35	64.6	70.6	60.1
13/1/2018	16:35	-	16:40	66.1	72.3	61.1
13/1/2018	16:40	-	16:45	66.2	71.7	61.9
13/1/2018	16:45	-	16:50	64.4	73.8	60.3
13/1/2018	16:50	-	16:55	65.6	73.7	60.6
13/1/2018	16:55	-	17:00	64.7	69.8	60.0
13/1/2018	17:00	-	17:05	65.6	72.6	60.4
13/1/2018	17:05	-	17:10	65.3	72.0	60.3
13/1/2018	17:10	-	17:15	64.4	70.2	60.0
13/1/2018	17:15	-	17:20	64.7	73.1	60.7
13/1/2018	17:20	-	17:25	65.5	72.3	60.1
13/1/2018	17:25	-	17:30	65.7	72.9	60.7
13/1/2018	17:30	-	17:35	64.5	70.1	59.8
13/1/2018	17:35	-	17:40	66.0	73.7	60.6
13/1/2018	17:40	-	17:45	64.2	69.4	59.9
13/1/2018	17:45	-	17:50	65.7	71.1	61.0
13/1/2018	17:50	-	17:55	64.2	70.2	59.8
13/1/2018	17:55	-	18:00	65.2	77.5	60.4
13/1/2018	18:00	-	18:05	64.8	71.1	60.1
13/1/2018	18:05	-	18:10	62.0	67.0	58.2
13/1/2018	18:10	-	18:15	64.1	70.1	60.3
13/1/2018	18:15	-	18:20	65.2	72.9	59.2
13/1/2018	18:20	-	18:25	63.8	70.2	58.4
13/1/2018	18:25	-	18:30	65.3	71.9	59.6
13/1/2018	18:30	-	18:35	63.9	69.9	59.0
13/1/2018	18:35	-	18:40	65.0	73.1	59.8
13/1/2018	18:40	-	18:45	63.2	70.3	58.1
13/1/2018	18:45	-	18:50	64.8	71.1	59.0

Date	Start Time	-	End Time	LAeq	L10	L90
13/1/2018	18:50	-	18:55	67.0	73.2	61.3
13/1/2018	18:55	-	19:00	65.6	71.5	60.3
13/1/2018	19:00	-	19:05	64.8	69.1	59.0
13/1/2018	19:05	-	19:10	60.5	68.0	56.9
13/1/2018	19:10	-	19:15	62.4	66.4	57.2
13/1/2018	19:15	-	19:20	63.0	71.1	57.9
13/1/2018	19:20	-	19:25	66.4	74.2	59.1
13/1/2018	19:25	-	19:30	66.1	70.5	60.1
13/1/2018	19:30	-	19:35	64.8	71.4	59.9
13/1/2018	19:35	-	19:40	72.9	84.4	62.7
13/1/2018	19:40	-	19:45	64.4	71.4	58.9
13/1/2018	19:45	-	19:50	63.8	67.3	58.1
13/1/2018	19:50	-	19:55	63.3	68.7	57.9
13/1/2018	19:55	-	20:00	61.3	67.5	57.6
13/1/2018	20:00	-	20:05	64.2	69.8	60.2
13/1/2018	20:05	-	20:10	61.9	68.6	56.6
13/1/2018	20:10	-	20:15	61.0	66.0	56.5
13/1/2018	20:15	-	20:20	63.0	67.8	57.2
13/1/2018	20:20	-	20:25	63.1	70.0	57.7
13/1/2018	20:25	-	20:30	63.5	70.0	57.4
13/1/2018	20:30	-	20:35	61.9	68.1	56.2
13/1/2018	20:35	-	20:40	61.1	67.7	56.3
13/1/2018	20:40	-	20:45	64.5	71.5	59.2
13/1/2018	20:45	-	20:50	65.2	71.9	59.5
13/1/2018	20:50	-	20:55	59.7	64.2	56.0
13/1/2018	20:55	-	21:00	62.0	68.3	57.0
13/1/2018	21:00	-	21:05	61.9	68.3	56.3
13/1/2018	21:05	-	21:10	61.3	69.3	56.0
13/1/2018	21:10	-	21:15	63.4	69.8	57.6
13/1/2018	21:15	-	21:20	59.8	66.6	55.5
13/1/2018	21:20	-	21:25	63.2	68.7	57.0
13/1/2018	21:25	-	21:30	58.8	64.1	55.0
13/1/2018	21:30	-	21:35	61.7	69.4	56.7
13/1/2018	21:35	-	21:40	61.5	67.6	56.5
13/1/2018	21:40	-	21:45	60.9	68.1	56.1

Date	Start Time	-	End Time	LAeq	L10	L90
13/1/2018	21:45	-	21:50	61.9	68.2	56.2
13/1/2018	21:50	-	21:55	59.3	65.8	55.0
13/1/2018	21:55	-	22:00	61.0	66.7	56.3
13/1/2018	22:00	-	22:05	60.1	65.1	55.8
13/1/2018	22:05	-	22:10	57.4	61.6	53.6
13/1/2018	22:10	-	22:15	60.8	66.9	56.0
13/1/2018	22:15	-	22:20	60.7	65.7	55.7
13/1/2018	22:20	-	22:25	60.4	67.4	55.4
13/1/2018	22:25	-	22:30	61.2	65.8	56.2
13/1/2018	22:30	-	22:35	60.4	66.4	55.9
13/1/2018	22:35	-	22:40	63.3	70.1	56.4
13/1/2018	22:40	-	22:45	58.9	63.8	54.5
13/1/2018	22:45	-	22:50	56.3	61.3	52.9
13/1/2018	22:50	-	22:55	61.3	67.9	55.9
13/1/2018	22:55	-	23:00	64.3	73.1	56.6
13/1/2018	23:00	-	23:05	59.4	66.6	54.2
13/1/2018	23:05	-	23:10	61.8	70.6	55.1
13/1/2018	23:10	-	23:15	59.0	65.5	53.9
13/1/2018	23:15	-	23:20	59.1	64.6	53.7
13/1/2018	23:20	-	23:25	59.4	66.0	53.7
13/1/2018	23:25	-	23:30	59.6	65.3	54.1
13/1/2018	23:30	-	23:35	60.9	69.2	54.8
13/1/2018	23:35	-	23:40	59.5	66.6	53.8
13/1/2018	23:40	-	23:45	57.7	62.9	53.0
13/1/2018	23:45	-	23:50	58.9	66.7	53.2
13/1/2018	23:50	-	23:55	57.1	64.9	52.4
13/1/2018	23:55	-	0:00	60.3	67.8	54.0
14/1/2018	0:00	-	0:05	58.6	65.1	53.1
14/1/2018	0:05	-	0:10	57.5	65.6	52.4
14/1/2018	0:10	-	0:15	55.9	60.8	51.7
14/1/2018	0:15	-	0:20	54.9	61.1	51.2
14/1/2018	0:20	-	0:25	57.9	64.8	52.8
14/1/2018	0:25	-	0:30	55.0	61.3	51.1
14/1/2018	0:30	-	0:35	52.4	58.4	49.7
14/1/2018	0:35	-	0:40	53.8	60.9	50.5

Date	Start Time	-	End Time	LAeq	L10	L90
14/1/2018	0:40	-	0:45	52.8	57.9	50.0
14/1/2018	0:45	-	0:50	52.8	57.5	49.8
14/1/2018	0:50	-	0:55	51.8	56.1	49.4
14/1/2018	0:55	-	1:00	55.0	61.0	50.9
14/1/2018	1:00	-	1:05	55.7	63.9	51.4
14/1/2018	1:05	-	1:10	53.1	58.3	50.2
14/1/2018	1:10	-	1:15	56.8	65.5	51.9
14/1/2018	1:15	-	1:20	51.7	56.7	49.4
14/1/2018	1:20	-	1:25	54.2	61.3	50.6
14/1/2018	1:25	-	1:30	55.5	62.0	51.1
14/1/2018	1:30	-	1:35	52.9	59.1	49.9
14/1/2018	1:35	-	1:40	52.1	59.2	49.5
14/1/2018	1:40	-	1:45	52.8	59.7	49.8
14/1/2018	1:45	-	1:50	53.2	60.0	50.1
14/1/2018	1:50	-	1:55	53.5	58.3	50.1
14/1/2018	1:55	-	2:00	52.7	59.4	49.8
14/1/2018	2:00	-	2:05	51.6	56.9	49.2
14/1/2018	2:05	-	2:10	52.2	58.4	49.5
14/1/2018	2:10	-	2:15	50.1	56.2	48.3
14/1/2018	2:15	-	2:20	52.1	60.2	49.4
14/1/2018	2:20	-	2:25	53.5	60.0	50.2
14/1/2018	2:25	-	2:30	51.4	57.5	49.0
14/1/2018	2:30	-	2:35	50.4	55.9	48.3
14/1/2018	2:35	-	2:40	51.8	57.7	49.4
14/1/2018	2:40	-	2:45	53.4	59.0	50.0
14/1/2018	2:45	-	2:50	52.8	60.1	49.8
14/1/2018	2:50	-	2:55	52.0	58.1	49.5
14/1/2018	2:55	-	3:00	52.8	60.5	49.7
14/1/2018	3:00	-	3:05	52.8	61.0	49.7
14/1/2018	3:05	-	3:10	49.7	56.5	48.1
14/1/2018	3:10	-	3:15	52.4	57.3	49.4
14/1/2018	3:15	-	3:20	52.0	57.7	49.1
14/1/2018	3:20	-	3:25	51.4	57.4	48.9
14/1/2018	3:25	-	3:30	52.2	59.0	49.3
14/1/2018	3:30	-	3:35	53.4	62.9	49.9

Date	Start Time	-	End Time	LAeq	L10	L90
14/1/2018	3:35	-	3:40	48.3	53.4	47.4
14/1/2018	3:40	-	3:45	52.4	57.7	49.5
14/1/2018	3:45	-	3:50	53.5	61.4	50.1
14/1/2018	3:50	-	3:55	52.2	59.0	49.3
14/1/2018	3:55	-	4:00	55.7	62.9	51.2
14/1/2018	4:00	-	4:05	50.2	54.7	48.4
14/1/2018	4:05	-	4:10	54.9	64.1	50.9
14/1/2018	4:10	-	4:15	52.6	58.7	49.6
14/1/2018	4:15	-	4:20	50.5	56.1	48.6
14/1/2018	4:20	-	4:25	52.8	59.9	49.9
14/1/2018	4:25	-	4:30	48.9	54.5	47.6
14/1/2018	4:30	-	4:35	50.0	56.2	48.2
14/1/2018	4:35	-	4:40	52.6	57.8	49.4
14/1/2018	4:40	-	4:45	51.7	58.2	49.1
14/1/2018	4:45	-	4:50	54.5	60.8	50.5
14/1/2018	4:50	-	4:55	56.8	63.4	51.8
14/1/2018	4:55	-	5:00	52.0	57.4	49.4
14/1/2018	5:00	-	5:05	53.3	59.6	50.0
14/1/2018	5:05	-	5:10	57.6	66.9	52.3
14/1/2018	5:10	-	5:15	56.4	64.3	51.8
14/1/2018	5:15	-	5:20	57.0	65.2	52.1
14/1/2018	5:20	-	5:25	53.8	59.5	50.4
14/1/2018	5:25	-	5:30	53.4	59.8	50.2
14/1/2018	5:30	-	5:35	52.4	58.3	49.7
14/1/2018	5:35	-	5:40	56.6	63.8	51.9
14/1/2018	5:40	-	5:45	55.5	61.6	51.3
14/1/2018	5:45	-	5:50	64.8	73.4	56.1
14/1/2018	5:50	-	5:55	56.6	62.7	52.3
14/1/2018	5:55	-	6:00	59.0	64.9	53.4
14/1/2018	6:00	-	6:05	58.6	66.1	53.3
14/1/2018	6:05	-	6:10	57.3	64.4	52.9
14/1/2018	6:10	-	6:15	53.6	58.4	50.6
14/1/2018	6:15	-	6:20	61.5	68.4	55.3
14/1/2018	6:20	-	6:25	60.9	67.9	55.0
14/1/2018	6:25	-	6:30	61.2	65.9	55.5

Date	Start Time	-	End Time	LAeq	L10	L90
14/1/2018	6:30	-	6:35	60.3	65.4	55.2
14/1/2018	6:35	-	6:40	59.8	66.7	54.9
14/1/2018	6:40	-	6:45	60.5	64.6	54.9
14/1/2018	6:45	-	6:50	62.6	68.4	57.3
14/1/2018	6:50	-	6:55	63.7	69.7	58.3
14/1/2018	6:55	-	7:00	63.4	68.0	57.9
14/1/2018	7:00	-	7:05	62.9	68.6	57.7
14/1/2018	7:05	-	7:10	64.5	69.8	59.3
14/1/2018	7:10	-	7:15	65.7	72.3	60.2
14/1/2018	7:15	-	7:20	63.9	68.7	59.7
14/1/2018	7:20	-	7:25	64.0	69.7	59.1
14/1/2018	7:25	-	7:30	62.4	68.7	58.6
14/1/2018	7:30	-	7:35	65.8	71.9	61.2
14/1/2018	7:35	-	7:40	65.6	71.5	61.0
14/1/2018	7:40	-	7:45	64.6	69.2	61.1
14/1/2018	7:45	-	7:50	63.5	67.6	59.6
14/1/2018	7:50	-	7:55	65.2	72.0	61.4
14/1/2018	7:55	-	8:00	64.9	69.7	61.3
14/1/2018	8:00	-	8:05	63.8	68.9	60.5
14/1/2018	8:05	-	8:10	64.5	69.1	61.8
14/1/2018	8:10	-	8:15	64.2	68.9	60.5
14/1/2018	8:15	-	8:20	64.4	70.7	60.8
14/1/2018	8:20	-	8:25	67.0	74.0	62.4
14/1/2018	8:25	-	8:30	63.9	68.8	60.8
14/1/2018	8:30	-	8:35	64.0	69.0	60.6
14/1/2018	8:35	-	8:40	73.5	87.4	66.2
14/1/2018	8:40	-	8:45	64.4	74.1	62.0
14/1/2018	8:45	-	8:50	63.4	72.4	61.5
14/1/2018	8:50	-	8:55	63.5	70.2	61.4
14/1/2018	8:55	-	9:00	64.1	68.6	61.7
14/1/2018	9:00	-	9:05	64.7	71.9	62.4
14/1/2018	9:05	-	9:10	64.2	73.0	62.0
14/1/2018	9:10	-	9:15	64.4	71.6	62.1
14/1/2018	9:15	-	9:20	64.9	72.4	62.6
14/1/2018	9:20	-	9:25	64.4	74.9	62.0

Date	Start Time	-	End Time	LAeq	L10	L90
14/1/2018	9:25	-	9:30	64.5	71.1	62.2
14/1/2018	9:30	-	9:35	63.8	70.3	61.5
14/1/2018	9:35	-	9:40	63.7	69.1	61.8
14/1/2018	9:40	-	9:45	63.8	70.9	61.5
14/1/2018	9:45	-	9:50	66.7	78.3	63.2
14/1/2018	9:50	-	9:55	68.6	80.3	62.1
14/1/2018	9:55	-	10:00	63.2	70.3	60.6
14/1/2018	10:00	-	10:05	66.4	77.3	62.1
14/1/2018	10:05	-	10:10	64.6	69.7	61.6
14/1/2018	10:10	-	10:15	64.9	74.0	61.7
14/1/2018	10:15	-	10:20	66.6	79.5	61.0
14/1/2018	10:20	-	10:25	71.2	84.0	64.2
14/1/2018	10:25	-	10:30	69.5	82.5	63.1
14/1/2018	10:30	-	10:35	69.6	75.4	64.4
14/1/2018	10:35	-	10:40	68.0	73.0	62.7
14/1/2018	10:40	-	10:45	68.8	74.6	63.4
14/1/2018	10:45	-	10:50	67.4	72.5	61.5
14/1/2018	10:50	-	10:55	67.6	74.4	62.0
14/1/2018	10:55	-	11:00	68.3	74.2	63.2
14/1/2018	11:00	-	11:05	67.8	74.9	62.4
14/1/2018	11:05	-	11:10	70.3	76.0	63.3
14/1/2018	11:10	-	11:15	67.6	73.7	62.6
14/1/2018	11:15	-	11:20	67.6	73.9	62.2
14/1/2018	11:20	-	11:25	69.5	76.1	63.1
14/1/2018	11:25	-	11:30	78.0	88.2	67.2
14/1/2018	11:30	-	11:35	67.1	72.4	61.4
14/1/2018	11:35	-	11:40	66.6	73.3	60.6
14/1/2018	11:40	-	11:45	66.8	72.4	60.9
14/1/2018	11:45	-	11:50	66.0	72.1	61.4
14/1/2018	11:50	-	11:55	68.3	74.1	61.1
14/1/2018	11:55	-	12:00	67.5	74.8	61.5
14/1/2018	12:00	-	12:05	70.2	76.5	64.0
14/1/2018	12:05	-	12:10	68.1	73.8	62.4
14/1/2018	12:10	-	12:15	69.2	75.2	62.7
14/1/2018	12:15	-	12:20	67.9	75.6	61.4

Date	Start Time	-	End Time	LAeq	L10	L90
14/1/2018	12:20	-	12:25	68.7	76.5	62.8
14/1/2018	12:25	-	12:30	67.6	75.0	60.8
14/1/2018	12:30	-	12:35	62.0	66.4	58.0
14/1/2018	12:35	-	12:40	67.4	73.4	61.4
14/1/2018	12:40	-	12:45	68.6	76.6	62.2
14/1/2018	12:45	-	12:50	69.3	74.5	62.9
14/1/2018	12:50	-	12:55	65.2	70.4	60.5
14/1/2018	12:55	-	13:00	67.9	73.7	62.7
14/1/2018	13:00	-	13:05	68.4	74.9	63.1
14/1/2018	13:05	-	13:10	66.9	71.8	62.2
14/1/2018	13:10	-	13:15	66.2	72.1	61.9
14/1/2018	13:15	-	13:20	67.2	73.7	61.9
14/1/2018	13:20	-	13:25	66.4	73.5	61.2
14/1/2018	13:25	-	13:30	69.4	79.1	63.4
14/1/2018	13:30	-	13:35	70.7	77.7	63.5
14/1/2018	13:35	-	13:40	67.7	74.7	62.0
14/1/2018	13:40	-	13:45	66.3	73.2	61.8
14/1/2018	13:45	-	13:50	67.6	74.0	62.0
14/1/2018	13:50	-	13:55	69.5	75.5	64.4
14/1/2018	13:55	-	14:00	68.6	74.9	62.5
14/1/2018	14:00	-	14:05	66.6	74.8	61.3
14/1/2018	14:05	-	14:10	64.7	70.6	60.3
14/1/2018	14:10	-	14:15	80.7	90.7	68.7
14/1/2018	14:15	-	14:20	76.3	85.0	66.1
14/1/2018	14:20	-	14:25	66.0	72.5	60.3
14/1/2018	14:25	-	14:30	66.2	74.0	61.0
14/1/2018	14:30	-	14:35	66.4	73.7	61.6
14/1/2018	14:35	-	14:40	67.2	74.2	61.7
14/1/2018	14:40	-	14:45	67.2	75.9	62.0
14/1/2018	14:45	-	14:50	67.3	73.1	62.2
14/1/2018	14:50	-	14:55	70.5	76.4	63.6
14/1/2018	14:55	-	15:00	65.7	74.0	60.4
14/1/2018	15:00	-	15:05	68.5	74.0	62.1
14/1/2018	15:05	-	15:10	67.6	73.1	62.3
14/1/2018	15:10	-	15:15	68.1	73.4	63.0

Date	Start Time	-	End Time	LAeq	L10	L90
14/1/2018	15:15	-	15:20	73.7	81.4	65.5
14/1/2018	15:20	-	15:25	68.9	80.5	62.8
14/1/2018	15:25	-	15:30	68.2	74.8	62.7
14/1/2018	15:30	-	15:35	70.7	81.9	64.6
14/1/2018	15:35	-	15:40	67.1	73.1	62.4
14/1/2018	15:40	-	15:45	68.2	75.6	62.9
14/1/2018	15:45	-	15:50	68.4	75.4	62.6
14/1/2018	15:50	-	15:55	68.6	75.2	62.2
14/1/2018	15:55	-	16:00	67.5	72.7	61.5
14/1/2018	16:00	-	16:05	69.7	77.1	63.2
14/1/2018	16:05	-	16:10	68.0	74.0	62.5
14/1/2018	16:10	-	16:15	66.5	72.6	61.2
14/1/2018	16:15	-	16:20	67.3	73.9	61.2
14/1/2018	16:20	-	16:25	68.5	75.1	63.0
14/1/2018	16:25	-	16:30	67.3	74.9	61.8
14/1/2018	16:30	-	16:35	66.9	74.9	61.1
14/1/2018	16:35	-	16:40	67.6	73.1	61.5
14/1/2018	16:40	-	16:45	69.0	74.7	62.6
14/1/2018	16:45	-	16:50	68.7	74.8	61.6
14/1/2018	16:50	-	16:55	68.1	74.8	61.3
14/1/2018	16:55	-	17:00	70.5	79.9	62.7
14/1/2018	17:00	-	17:05	67.1	72.4	61.1
14/1/2018	17:05	-	17:10	66.8	72.4	61.1
14/1/2018	17:10	-	17:15	65.9	73.3	60.0
14/1/2018	17:15	-	17:20	68.0	74.0	61.4
14/1/2018	17:20	-	17:25	66.7	72.8	61.9
14/1/2018	17:25	-	17:30	68.4	74.7	62.7
14/1/2018	17:30	-	17:35	68.7	75.5	63.7
14/1/2018	17:35	-	17:40	67.3	75.3	62.2
14/1/2018	17:40	-	17:45	67.8	74.9	61.0
14/1/2018	17:45	-	17:50	66.5	71.7	60.3
14/1/2018	17:50	-	17:55	64.5	70.2	59.0
14/1/2018	17:55	-	18:00	67.8	75.7	61.7
14/1/2018	18:00	-	18:05	69.5	76.2	63.1
14/1/2018	18:05	-	18:10	65.6	71.8	60.9

Date	Start Time	-	End Time	LAeq	L10	L90
14/1/2018	18:10	-	18:15	66.2	72.7	60.5
14/1/2018	18:15	-	18:20	65.5	71.4	59.4
14/1/2018	18:20	-	18:25	70.5	80.7	62.0
14/1/2018	18:25	-	18:30	62.2	66.3	56.3
14/1/2018	18:30	-	18:35	67.1	74.1	61.4
14/1/2018	18:35	-	18:40	68.1	75.9	59.5
14/1/2018	18:40	-	18:45	67.6	79.7	59.0
14/1/2018	18:45	-	18:50	65.1	71.9	57.9
14/1/2018	18:50	-	18:55	69.8	75.0	61.9
14/1/2018	18:55	-	19:00	63.2	68.0	58.1
14/1/2018	19:00	-	19:05	67.3	75.6	59.4
14/1/2018	19:05	-	19:10	69.0	79.0	59.2
14/1/2018	19:10	-	19:15	62.3	67.8	58.9
14/1/2018	19:15	-	19:20	67.5	73.5	60.9
14/1/2018	19:20	-	19:25	69.7	74.9	64.7
14/1/2018	19:25	-	19:30	68.2	75.3	64.5
14/1/2018	19:30	-	19:35	65.8	72.5	61.1
14/1/2018	19:35	-	19:40	69.6	77.2	64.8
14/1/2018	19:40	-	19:45	66.2	72.9	62.8
14/1/2018	19:45	-	19:50	66.8	71.9	60.4
14/1/2018	19:50	-	19:55	68.8	75.0	62.8
14/1/2018	19:55	-	20:00	66.4	72.1	61.1
14/1/2018	20:00	-	20:05	71.1	77.1	65.6
14/1/2018	20:05	-	20:10	71.5	77.7	60.7
14/1/2018	20:10	-	20:15	66.1	73.8	58.3
14/1/2018	20:15	-	20:20	66.2	74.6	58.3
14/1/2018	20:20	-	20:25	65.4	72.7	57.6
14/1/2018	20:25	-	20:30	67.8	75.0	59.4
14/1/2018	20:30	-	20:35	65.4	73.1	57.8
14/1/2018	20:35	-	20:40	62.0	70.2	56.4
14/1/2018	20:40	-	20:45	67.2	73.1	59.0
14/1/2018	20:45	-	20:50	66.2	73.1	59.7
14/1/2018	20:50	-	20:55	65.5	72.6	57.5
14/1/2018	20:55	-	21:00	64.9	70.9	57.5
14/1/2018	21:00	-	21:05	63.5	70.1	56.1

Date	Start Time	-	End Time	LAeq	L10	L90
14/1/2018	21:05	-	21:10	66.3	72.4	58.9
14/1/2018	21:10	-	21:15	69.4	78.6	59.2
14/1/2018	21:15	-	21:20	66.1	73.7	58.2
14/1/2018	21:20	-	21:25	65.9	73.4	58.9
14/1/2018	21:25	-	21:30	64.3	69.5	57.0
14/1/2018	21:30	-	21:35	64.2	71.3	56.8
14/1/2018	21:35	-	21:40	62.3	67.2	56.0
14/1/2018	21:40	-	21:45	63.2	70.3	55.9
14/1/2018	21:45	-	21:50	68.6	78.3	58.8
14/1/2018	21:50	-	21:55	62.3	66.7	56.2
14/1/2018	21:55	-	22:00	65.1	71.9	58.3
14/1/2018	22:00	-	22:05	65.8	72.1	57.5
14/1/2018	22:05	-	22:10	64.2	71.7	58.9
14/1/2018	22:10	-	22:15	65.5	72.7	57.3
14/1/2018	22:15	-	22:20	66.4	72.8	57.9
14/1/2018	22:20	-	22:25	67.0	73.5	57.9
14/1/2018	22:25	-	22:30	70.2	80.9	59.5
14/1/2018	22:30	-	22:35	64.0	71.1	56.6
14/1/2018	22:35	-	22:40	66.1	73.0	57.9
14/1/2018	22:40	-	22:45	63.6	70.6	55.8
14/1/2018	22:45	-	22:50	62.5	71.0	55.1
14/1/2018	22:50	-	22:55	62.5	69.0	55.3
14/1/2018	22:55	-	23:00	62.8	69.5	55.7
14/1/2018	23:00	-	23:05	66.0	71.8	57.0
14/1/2018	23:05	-	23:10	61.7	67.5	54.5
14/1/2018	23:10	-	23:15	63.7	70.0	55.4
14/1/2018	23:15	-	23:20	63.5	70.5	55.7
14/1/2018	23:20	-	23:25	64.6	70.8	56.0
14/1/2018	23:25	-	23:30	56.9	61.8	52.1
14/1/2018	23:30	-	23:35	64.3	70.3	56.2
14/1/2018	23:35	-	23:40	64.7	72.5	56.0
14/1/2018	23:40	-	23:45	65.1	73.4	56.0
14/1/2018	23:45	-	23:50	59.3	65.9	53.0
14/1/2018	23:50	-	23:55	65.2	72.8	56.0
14/1/2018	23:55	-	0:00	63.7	71.5	55.7

Date	Start Time	-	End Time	LAeq	L10	L90
15/1/2018	0:00	-	0:05	64.2	72.9	55.5
15/1/2018	0:05	-	0:10	60.7	68.3	53.5
15/1/2018	0:10	-	0:15	61.9	71.1	54.0
15/1/2018	0:15	-	0:20	60.1	67.8	53.3
15/1/2018	0:20	-	0:25	61.1	69.8	53.7
15/1/2018	0:25	-	0:30	58.6	64.3	52.3
15/1/2018	0:30	-	0:35	57.8	62.7	51.9
15/1/2018	0:35	-	0:40	60.4	67.4	53.2
15/1/2018	0:40	-	0:45	55.9	61.6	51.1
15/1/2018	0:45	-	0:50	60.3	67.9	53.2
15/1/2018	0:50	-	0:55	57.5	64.2	51.8
15/1/2018	0:55	-	1:00	58.7	64.0	52.4
15/1/2018	1:00	-	1:05	58.9	66.2	52.4
15/1/2018	1:05	-	1:10	57.1	64.9	51.4
15/1/2018	1:10	-	1:15	60.0	69.1	53.0
15/1/2018	1:15	-	1:20	56.7	63.4	51.2
15/1/2018	1:20	-	1:25	60.5	67.9	53.0
15/1/2018	1:25	-	1:30	56.8	63.0	51.4
15/1/2018	1:30	-	1:35	59.0	66.6	52.5
15/1/2018	1:35	-	1:40	57.9	68.2	51.6
15/1/2018	1:40	-	1:45	55.7	61.8	50.5
15/1/2018	1:45	-	1:50	54.8	61.8	50.2
15/1/2018	1:50	-	1:55	57.4	64.8	51.4
15/1/2018	1:55	-	2:00	54.6	62.7	50.1
15/1/2018	2:00	-	2:05	51.6	59.0	48.4
15/1/2018	2:05	-	2:10	57.5	66.0	52.2
15/1/2018	2:10	-	2:15	54.8	60.8	50.4
15/1/2018	2:15	-	2:20	54.3	60.7	49.9
15/1/2018	2:20	-	2:25	58.3	64.9	52.1
15/1/2018	2:25	-	2:30	53.4	59.5	49.3
15/1/2018	2:30	-	2:35	55.3	61.9	50.5
15/1/2018	2:35	-	2:40	55.1	62.4	50.3
15/1/2018	2:40	-	2:45	55.1	61.2	50.3
15/1/2018	2:45	-	2:50	56.0	62.4	50.8
15/1/2018	2:50	-	2:55	52.6	59.3	48.9

Date	Start Time	-	End Time	LAeq	L10	L90
15/1/2018	2:55	-	3:00	57.4	69.8	51.5
15/1/2018	3:00	-	3:05	55.5	63.1	50.8
15/1/2018	3:05	-	3:10	55.4	62.4	50.3
15/1/2018	3:10	-	3:15	57.2	66.0	51.4
15/1/2018	3:15	-	3:20	56.5	63.0	50.9
15/1/2018	3:20	-	3:25	54.2	62.3	49.7
15/1/2018	3:25	-	3:30	56.1	66.5	50.7
15/1/2018	3:30	-	3:35	51.7	58.6	48.5
15/1/2018	3:35	-	3:40	52.4	59.3	48.8
15/1/2018	3:40	-	3:45	53.7	60.2	49.5
15/1/2018	3:45	-	3:50	47.0	51.4	46.1
15/1/2018	3:50	-	3:55	55.1	61.4	50.7
15/1/2018	3:55	-	4:00	61.4	70.5	53.4
15/1/2018	4:00	-	4:05	55.1	60.8	50.4
15/1/2018	4:05	-	4:10	57.9	66.3	51.8
15/1/2018	4:10	-	4:15	59.6	68.3	52.5
15/1/2018	4:15	-	4:20	56.9	63.9	51.3
15/1/2018	4:20	-	4:25	55.8	64.0	50.7
15/1/2018	4:25	-	4:30	51.0	59.3	47.9
15/1/2018	4:30	-	4:35	51.2	58.6	49.1
15/1/2018	4:35	-	4:40	54.2	60.3	49.7
15/1/2018	4:40	-	4:45	59.2	67.0	52.6
15/1/2018	4:45	-	4:50	60.8	68.6	53.9
15/1/2018	4:50	-	4:55	58.8	66.9	52.2
15/1/2018	4:55	-	5:00	57.2	64.2	51.2
15/1/2018	5:00	-	5:05	56.4	62.9	51.6
15/1/2018	5:05	-	5:10	56.1	61.4	51.0
15/1/2018	5:10	-	5:15	60.1	67.7	52.9
15/1/2018	5:15	-	5:20	59.4	69.9	52.4
15/1/2018	5:20	-	5:25	58.9	66.2	52.3
15/1/2018	5:25	-	5:30	58.1	66.5	52.2
15/1/2018	5:30	-	5:35	59.9	68.7	53.1
15/1/2018	5:35	-	5:40	54.4	61.4	50.3
15/1/2018	5:40	-	5:45	62.9	71.6	54.5
15/1/2018	5:45	-	5:50	64.7	72.7	55.4

Date	Start Time	-	End Time	LAeq	L10	L90
15/1/2018	5:50	-	5:55	59.5	64.4	52.9
15/1/2018	5:55	-	6:00	60.0	65.6	53.0
15/1/2018	6:00	-	6:05	59.6	65.6	52.9
15/1/2018	6:05	-	6:10	61.5	70.5	54.1
15/1/2018	6:10	-	6:15	61.5	67.9	54.2
15/1/2018	6:15	-	6:20	65.6	73.8	56.0
15/1/2018	6:20	-	6:25	63.4	70.5	55.2
15/1/2018	6:25	-	6:30	59.5	65.0	53.4
15/1/2018	6:30	-	6:35	61.7	66.8	54.9
15/1/2018	6:35	-	6:40	64.3	71.3	56.3
15/1/2018	6:40	-	6:45	62.9	71.2	55.5
15/1/2018	6:45	-	6:50	65.8	73.5	58.1
15/1/2018	6:50	-	6:55	63.0	69.7	56.8
15/1/2018	6:55	-	7:00	62.3	69.5	56.7
15/1/2018	7:00	-	7:05	65.9	72.1	60.0
15/1/2018	7:05	-	7:10	64.9	70.9	58.7
15/1/2018	7:10	-	7:15	67.0	74.9	59.2
15/1/2018	7:15	-	7:20	65.1	72.5	58.5
15/1/2018	7:20	-	7:25	66.1	72.5	58.8
15/1/2018	7:25	-	7:30	64.6	70.7	58.5
15/1/2018	7:30	-	7:35	65.9	72.4	57.7
15/1/2018	7:35	-	7:40	63.0	69.9	57.0
15/1/2018	7:40	-	7:45	67.3	74.0	59.8
15/1/2018	7:45	-	7:50	66.3	73.1	59.3
15/1/2018	7:50	-	7:55	64.4	70.4	58.9
15/1/2018	7:55	-	8:00	64.9	71.0	58.8
15/1/2018	8:00	-	8:05	66.5	71.7	59.5
15/1/2018	8:05	-	8:10	67.0	72.7	60.0
15/1/2018	8:10	-	8:15	65.5	71.5	59.5
15/1/2018	8:15	-	8:20	67.9	73.9	62.2
15/1/2018	8:20	-	8:25	67.1	74.4	61.8
15/1/2018	8:25	-	8:30	65.5	71.3	60.1
15/1/2018	8:30	-	8:35	67.9	74.7	62.2
15/1/2018	8:35	-	8:40	67.2	73.4	62.0
15/1/2018	8:40	-	8:45	68.1	74.9	62.2

Date	Start Time	-	End Time	LAeq	L10	L90
15/1/2018	8:45	-	8:50	67.6	74.3	62.0
15/1/2018	8:50	-	8:55	66.4	72.9	60.7
15/1/2018	8:55	-	9:00	64.7	71.5	60.1
15/1/2018	9:00	-	9:05	67.0	74.5	62.5
15/1/2018	9:05	-	9:10	68.5	74.0	63.4
15/1/2018	9:10	-	9:15	67.0	77.8	61.9
15/1/2018	9:15	-	9:20	67.5	75.2	61.5
15/1/2018	9:20	-	9:25	66.4	74.7	60.4
15/1/2018	9:25	-	9:30	68.9	76.1	61.9
15/1/2018	9:30	-	9:35	69.5	76.3	64.1
15/1/2018	9:35	-	9:40	69.8	76.0	63.6
15/1/2018	9:40	-	9:45	66.4	70.0	62.3
15/1/2018	9:45	-	9:50	69.2	75.1	63.8
15/1/2018	9:50	-	9:55	68.2	77.4	62.3
15/1/2018	9:55	-	10:00	66.8	72.5	61.8
15/1/2018	10:00	-	10:05	67.6	75.6	62.4
15/1/2018	10:05	-	10:10	69.2	74.6	64.9
15/1/2018	10:10	-	10:15	68.2	73.9	63.6
15/1/2018	10:15	-	10:20	66.6	72.9	62.4
15/1/2018	10:20	-	10:25	68.4	73.6	63.6
15/1/2018	10:25	-	10:30	67.6	73.7	62.5
15/1/2018	10:30	-	10:35	67.9	73.5	63.0
15/1/2018	10:35	-	10:40	68.1	73.2	62.2
15/1/2018	10:40	-	10:45	67.9	76.0	62.1
15/1/2018	10:45	-	10:50	67.9	75.3	63.8
15/1/2018	10:50	-	10:55	68.0	75.0	62.1
15/1/2018	10:55	-	11:00	66.7	72.2	60.4
15/1/2018	11:00	-	11:05	67.7	74.4	61.1
15/1/2018	11:05	-	11:10	67.2	72.9	61.7
15/1/2018	11:10	-	11:15	67.7	74.5	62.2
15/1/2018	11:15	-	11:20	68.2	74.1	63.1
15/1/2018	11:20	-	11:25	64.8	70.0	60.2
15/1/2018	11:25	-	11:30	66.3	72.4	61.2
15/1/2018	11:30	-	11:35	66.7	72.4	62.1
15/1/2018	11:35	-	11:40	68.3	73.8	62.2

Date	Start Time	-	End Time	LAeq	L10	L90
15/1/2018	11:40	-	11:45	67.7	74.9	60.6
15/1/2018	11:45	-	11:50	66.2	72.2	60.3
15/1/2018	11:50	-	11:55	65.8	72.0	59.7
15/1/2018	11:55	-	12:00	66.8	71.4	62.6
15/1/2018	12:00	-	12:05	69.1	75.5	61.5
15/1/2018	12:05	-	12:10	68.3	74.8	61.1
15/1/2018	12:10	-	12:15	64.5	69.7	58.8
15/1/2018	12:15	-	12:20	67.5	74.9	60.2
15/1/2018	12:20	-	12:25	66.6	73.0	60.5
15/1/2018	12:25	-	12:30	66.8	71.2	61.1
15/1/2018	12:30	-	12:35	65.6	70.9	60.3
15/1/2018	12:35	-	12:40	67.1	79.3	61.1
15/1/2018	12:40	-	12:45	67.5	72.8	61.5
15/1/2018	12:45	-	12:50	66.2	71.7	61.6
15/1/2018	12:50	-	12:55	66.6	72.5	62.0
15/1/2018	12:55	-	13:00	67.4	74.0	62.3
15/1/2018	13:00	-	13:05	68.5	75.6	63.1
15/1/2018	13:05	-	13:10	68.0	74.7	62.6
15/1/2018	13:10	-	13:15	65.2	71.8	61.0
15/1/2018	13:15	-	13:20	67.8	73.6	62.6
15/1/2018	13:20	-	13:25	67.0	73.2	61.9
15/1/2018	13:25	-	13:30	65.5	71.8	60.6
15/1/2018	13:30	-	13:35	66.7	73.5	60.6
15/1/2018	13:35	-	13:40	67.9	74.4	62.1
15/1/2018	13:40	-	13:45	67.4	73.7	61.8
15/1/2018	13:45	-	13:50	66.9	73.3	60.7
15/1/2018	13:50	-	13:55	66.6	75.5	60.6
15/1/2018	13:55	-	14:00	64.1	69.9	59.8
15/1/2018	14:00	-	14:05	66.2	71.9	60.5
15/1/2018	14:05	-	14:10	68.0	73.4	62.3
15/1/2018	14:10	-	14:15	67.3	73.4	61.6
15/1/2018	14:15	-	14:20	66.9	74.4	61.0
15/1/2018	14:20	-	14:25	67.1	74.1	61.7
15/1/2018	14:25	-	14:30	65.9	73.0	60.3
15/1/2018	14:30	-	14:35	64.8	70.8	59.7

Date	Start Time	-	End Time	LAeq	L10	L90
15/1/2018	14:35	-	14:40	66.8	73.4	61.1
15/1/2018	14:40	-	14:45	65.7	70.8	60.7
15/1/2018	14:45	-	14:50	65.8	71.1	60.4
15/1/2018	14:50	-	14:55	67.0	74.2	60.7
15/1/2018	14:55	-	15:00	66.3	72.1	60.7
15/1/2018	15:00	-	15:05	66.4	74.0	59.9
15/1/2018	15:05	-	15:10	67.0	72.9	60.1
15/1/2018	15:10	-	15:15	65.7	71.7	60.0
15/1/2018	15:15	-	15:20	66.3	72.4	60.2
15/1/2018	15:20	-	15:25	66.4	71.4	60.6
15/1/2018	15:25	-	15:30	66.6	71.7	60.6
15/1/2018	15:30	-	15:35	66.3	71.7	60.4
15/1/2018	15:35	-	15:40	68.2	75.2	62.0
15/1/2018	15:40	-	15:45	66.2	73.4	60.5
15/1/2018	15:45	-	15:50	66.9	72.8	60.5
15/1/2018	15:50	-	15:55	65.2	71.6	59.8
15/1/2018	15:55	-	16:00	68.7	77.8	61.3
15/1/2018	16:00	-	16:05	66.1	72.8	60.6
15/1/2018	16:05	-	16:10	68.0	74.0	62.1
15/1/2018	16:10	-	16:15	64.7	72.5	59.7
15/1/2018	16:15	-	16:20	68.1	74.9	61.8
15/1/2018	16:20	-	16:25	65.3	73.0	59.8
15/1/2018	16:25	-	16:30	64.6	73.2	58.6
15/1/2018	16:30	-	16:35	64.3	69.1	58.1
15/1/2018	16:35	-	16:40	68.0	74.2	59.9
15/1/2018	16:40	-	16:45	68.2	76.0	60.8
15/1/2018	16:45	-	16:50	67.1	73.1	60.1
15/1/2018	16:50	-	16:55	63.9	68.4	58.1
15/1/2018	16:55	-	17:00	64.4	70.2	58.5
15/1/2018	17:00	-	17:05	69.4	76.4	62.2
15/1/2018	17:05	-	17:10	65.7	72.2	59.2
15/1/2018	17:10	-	17:15	65.8	72.1	59.5
15/1/2018	17:15	-	17:20	64.1	69.1	58.4
15/1/2018	17:20	-	17:25	65.1	72.5	59.7
15/1/2018	17:25	-	17:30	67.5	72.4	60.4

Date	Start Time	-	End Time	LAeq	L10	L90
15/1/2018	17:30	-	17:35	64.9	68.8	59.9
15/1/2018	17:35	-	17:40	67.1	74.8	61.2
15/1/2018	17:40	-	17:45	68.2	75.1	61.9
15/1/2018	17:45	-	17:50	66.5	74.0	60.1
15/1/2018	17:50	-	17:55	64.6	71.0	58.7
15/1/2018	17:55	-	18:00	64.9	70.7	58.6
15/1/2018	18:00	-	18:05	66.3	72.9	60.0
15/1/2018	18:05	-	18:10	66.7	74.2	60.3
15/1/2018	18:10	-	18:15	67.5	72.9	60.7
15/1/2018	18:15	-	18:20	67.6	75.9	60.1
15/1/2018	18:20	-	18:25	66.4	73.1	59.3
15/1/2018	18:25	-	18:30	64.8	71.4	57.8
15/1/2018	18:30	-	18:35	66.1	75.1	59.4
15/1/2018	18:35	-	18:40	66.1	72.1	59.4
15/1/2018	18:40	-	18:45	67.4	74.4	59.5
15/1/2018	18:45	-	18:50	64.8	70.8	58.6
15/1/2018	18:50	-	18:55	67.0	73.3	59.3
15/1/2018	18:55	-	19:00	65.7	71.2	59.0
15/1/2018	19:00	-	19:05	66.8	73.1	59.0
15/1/2018	19:05	-	19:10	63.3	69.1	57.1
15/1/2018	19:10	-	19:15	65.9	72.1	58.7
15/1/2018	19:15	-	19:20	65.7	72.1	58.3
15/1/2018	19:20	-	19:25	64.4	72.0	58.9
15/1/2018	19:25	-	19:30	65.7	73.7	58.3
15/1/2018	19:30	-	19:35	67.4	72.7	60.7
15/1/2018	19:35	-	19:40	63.2	69.5	57.2
15/1/2018	19:40	-	19:45	65.9	72.4	58.7
15/1/2018	19:45	-	19:50	64.4	70.5	58.4
15/1/2018	19:50	-	19:55	64.3	70.5	59.0
15/1/2018	19:55	-	20:00	63.3	69.9	57.3
15/1/2018	20:00	-	20:05	63.3	69.0	58.4
15/1/2018	20:05	-	20:10	67.0	75.1	60.0
15/1/2018	20:10	-	20:15	67.2	73.2	60.4
15/1/2018	20:15	-	20:20	63.1	68.9	56.8
15/1/2018	20:20	-	20:25	66.0	70.9	59.2

Date	Start Time	-	End Time	LAeq	L10	L90
15/1/2018	20:25	-	20:30	65.6	72.1	58.3
15/1/2018	20:30	-	20:35	68.0	73.6	59.5
15/1/2018	20:35	-	20:40	64.6	72.6	58.0
15/1/2018	20:40	-	20:45	65.1	74.3	58.0
15/1/2018	20:45	-	20:50	66.0	73.5	58.5
15/1/2018	20:50	-	20:55	64.8	72.7	58.1
15/1/2018	20:55	-	21:00	65.4	71.6	58.2
15/1/2018	21:00	-	21:05	64.7	70.7	57.7
15/1/2018	21:05	-	21:10	64.3	70.6	57.9
15/1/2018	21:10	-	21:15	66.9	74.6	59.7
15/1/2018	21:15	-	21:20	62.3	69.5	57.2
15/1/2018	21:20	-	21:25	64.2	69.8	58.0
15/1/2018	21:25	-	21:30	66.3	72.4	59.0
15/1/2018	21:30	-	21:35	67.7	74.0	59.7
15/1/2018	21:35	-	21:40	63.9	70.9	57.3
15/1/2018	21:40	-	21:45	62.8	68.6	56.9
15/1/2018	21:45	-	21:50	66.7	73.7	59.4
15/1/2018	21:50	-	21:55	61.5	66.5	56.0
15/1/2018	21:55	-	22:00	63.8	68.5	57.8
15/1/2018	22:00	-	22:05	65.5	72.1	58.6
15/1/2018	22:05	-	22:10	60.9	66.5	55.7
15/1/2018	22:10	-	22:15	68.6	76.1	60.7
15/1/2018	22:15	-	22:20	65.0	71.7	57.2
15/1/2018	22:20	-	22:25	64.3	70.6	57.0
15/1/2018	22:25	-	22:30	63.5	69.8	57.3
15/1/2018	22:30	-	22:35	67.8	74.8	58.9
15/1/2018	22:35	-	22:40	61.7	67.2	55.7
15/1/2018	22:40	-	22:45	65.0	72.7	57.6
15/1/2018	22:45	-	22:50	61.3	66.8	55.9
15/1/2018	22:50	-	22:55	64.4	70.6	56.7
15/1/2018	22:55	-	23:00	65.1	71.0	57.6
15/1/2018	23:00	-	23:05	62.7	69.1	56.2
15/1/2018	23:05	-	23:10	63.4	70.3	56.6
15/1/2018	23:10	-	23:15	64.4	71.0	57.0
15/1/2018	23:15	-	23:20	60.6	67.2	55.0

Date	Start Time	-	End Time	LAeq	L10	L90
15/1/2018	23:20	-	23:25	65.4	73.0	57.5
15/1/2018	23:25	-	23:30	64.5	73.1	57.1
15/1/2018	23:30	-	23:35	66.6	74.5	57.8
15/1/2018	23:35	-	23:40	61.5	68.8	55.5
15/1/2018	23:40	-	23:45	62.8	70.3	56.1
15/1/2018	23:45	-	23:50	61.1	68.4	55.3
15/1/2018	23:50	-	23:55	63.0	70.5	56.2
15/1/2018	23:55	-	0:00	63.5	70.6	56.7
16/1/2018	0:00	-	0:05	60.5	68.9	54.8
16/1/2018	0:05	-	0:10	62.9	70.3	56.3
16/1/2018	0:10	-	0:15	61.6	70.3	55.9
16/1/2018	0:15	-	0:20	57.9	64.1	54.1
16/1/2018	0:20	-	0:25	61.0	69.1	55.6
16/1/2018	0:25	-	0:30	56.3	62.3	52.8
16/1/2018	0:30	-	0:35	61.2	69.5	55.1
16/1/2018	0:35	-	0:40	59.1	68.6	54.4
16/1/2018	0:40	-	0:45	55.5	61.7	52.4
16/1/2018	0:45	-	0:50	57.1	65.6	53.0
16/1/2018	0:50	-	0:55	61.5	71.3	55.2
16/1/2018	0:55	-	1:00	59.4	66.4	54.2
16/1/2018	1:00	-	1:05	58.7	65.4	53.9
16/1/2018	1:05	-	1:10	61.7	68.9	55.6
16/1/2018	1:10	-	1:15	56.9	64.0	53.1
16/1/2018	1:15	-	1:20	59.7	65.8	54.6
16/1/2018	1:20	-	1:25	59.3	65.5	54.3
16/1/2018	1:25	-	1:30	61.0	68.5	55.1
16/1/2018	1:30	-	1:35	61.0	69.6	54.9
16/1/2018	1:35	-	1:40	57.8	65.2	53.3
16/1/2018	1:40	-	1:45	56.2	62.4	52.6
16/1/2018	1:45	-	1:50	55.8	61.4	52.6
16/1/2018	1:50	-	1:55	57.3	63.4	53.2
16/1/2018	1:55	-	2:00	60.5	66.7	54.9
16/1/2018	2:00	-	2:05	58.2	66.6	53.8
16/1/2018	2:05	-	2:10	54.5	59.9	51.8
16/1/2018	2:10	-	2:15	57.6	63.8	53.3

Date	Start Time	-	End Time	LAeq	L10	L90
16/1/2018	2:15	-	2:20	66.2	74.3	57.6
16/1/2018	2:20	-	2:25	56.3	62.8	52.6
16/1/2018	2:25	-	2:30	62.9	71.4	55.9
16/1/2018	2:30	-	2:35	55.8	62.7	52.2
16/1/2018	2:35	-	2:40	58.9	68.3	53.9
16/1/2018	2:40	-	2:45	56.6	62.2	52.7
16/1/2018	2:45	-	2:50	57.2	64.2	52.9
16/1/2018	2:50	-	2:55	58.5	66.5	53.9
16/1/2018	2:55	-	3:00	57.8	65.2	53.6
16/1/2018	3:00	-	3:05	54.8	60.7	51.7
16/1/2018	3:05	-	3:10	54.6	61.4	51.9
16/1/2018	3:10	-	3:15	57.5	66.0	52.8
16/1/2018	3:15	-	3:20	54.6	60.3	51.5
16/1/2018	3:20	-	3:25	54.6	61.2	51.6
16/1/2018	3:25	-	3:30	55.1	62.0	52.0
16/1/2018	3:30	-	3:35	55.0	60.7	52.0
16/1/2018	3:35	-	3:40	54.8	59.5	52.1
16/1/2018	3:40	-	3:45	56.2	61.9	52.3
16/1/2018	3:45	-	3:50	54.0	61.4	51.4
16/1/2018	3:50	-	3:55	55.3	61.3	52.1
16/1/2018	3:55	-	4:00	56.4	64.1	52.5
16/1/2018	4:00	-	4:05	63.5	73.4	56.1
16/1/2018	4:05	-	4:10	58.1	66.5	53.5
16/1/2018	4:10	-	4:15	57.6	63.5	53.3
16/1/2018	4:15	-	4:20	58.0	65.8	53.5
16/1/2018	4:20	-	4:25	59.1	68.5	54.0
16/1/2018	4:25	-	4:30	53.4	59.5	51.1
16/1/2018	4:30	-	4:35	54.5	59.6	51.5
16/1/2018	4:35	-	4:40	55.3	61.0	52.1
16/1/2018	4:40	-	4:45	59.0	67.7	54.0
16/1/2018	4:45	-	4:50	55.6	63.1	52.2
16/1/2018	4:50	-	4:55	58.8	65.3	53.6
16/1/2018	4:55	-	5:00	54.3	61.7	51.5
16/1/2018	5:00	-	5:05	60.5	71.8	54.6
16/1/2018	5:05	-	5:10	59.6	66.5	54.5

Date	Start Time	-	End Time	LAeq	L10	L90
16/1/2018	5:10	-	5:15	60.4	66.6	55.1
16/1/2018	5:15	-	5:20	57.9	67.8	53.4
16/1/2018	5:20	-	5:25	56.2	62.0	52.5
16/1/2018	5:25	-	5:30	60.5	70.9	54.7
16/1/2018	5:30	-	5:35	56.7	63.0	52.9
16/1/2018	5:35	-	5:40	60.7	69.3	55.0
16/1/2018	5:40	-	5:45	57.4	63.7	53.0
16/1/2018	5:45	-	5:50	59.4	67.7	54.1
16/1/2018	5:50	-	5:55	57.5	63.3	53.2
16/1/2018	5:55	-	6:00	59.8	65.9	54.6
16/1/2018	6:00	-	6:05	63.1	69.9	56.1
16/1/2018	6:05	-	6:10	62.5	70.9	56.1
16/1/2018	6:10	-	6:15	59.6	65.7	54.6
16/1/2018	6:15	-	6:20	64.5	72.8	57.0
16/1/2018	6:20	-	6:25	63.2	69.6	56.7
16/1/2018	6:25	-	6:30	64.1	70.9	57.0
16/1/2018	6:30	-	6:35	57.9	64.5	54.1
16/1/2018	6:35	-	6:40	59.9	65.5	55.2
16/1/2018	6:40	-	6:45	64.0	70.6	57.1
16/1/2018	6:45	-	6:50	66.9	74.0	58.5
16/1/2018	6:50	-	6:55	63.7	70.1	57.1
16/1/2018	6:55	-	7:00	62.3	68.8	56.3
16/1/2018	7:00	-	7:05	66.3	73.2	58.6
16/1/2018	7:05	-	7:10	62.0	68.0	56.3
16/1/2018	7:10	-	7:15	65.0	73.2	58.1
16/1/2018	7:15	-	7:20	66.0	73.2	58.5
16/1/2018	7:20	-	7:25	66.1	73.2	58.6
16/1/2018	7:25	-	7:30	66.8	73.8	59.3
16/1/2018	7:30	-	7:35	63.2	70.7	57.1
16/1/2018	7:35	-	7:40	64.3	70.0	58.1
16/1/2018	7:40	-	7:45	65.7	71.5	59.2
16/1/2018	7:45	-	7:50	63.5	71.5	57.2
16/1/2018	7:50	-	7:55	65.7	72.7	58.8
16/1/2018	7:55	-	8:00	68.8	76.1	62.8
16/1/2018	8:00	-	8:05	65.9	72.7	60.4

Date	Start Time	-	End Time	LAeq	L10	L90
16/1/2018	8:05	-	8:10	65.2	71.6	60.9
16/1/2018	8:10	-	8:15	66.0	72.8	61.4
16/1/2018	8:15	-	8:20	65.4	73.0	61.1
16/1/2018	8:20	-	8:25	67.5	74.3	62.1
16/1/2018	8:25	-	8:30	65.3	71.8	60.7
16/1/2018	8:30	-	8:35	65.7	72.5	61.2
16/1/2018	8:35	-	8:40	65.4	72.4	61.2
16/1/2018	8:40	-	8:45	65.9	74.1	61.3
16/1/2018	8:45	-	8:50	66.7	73.3	62.0
16/1/2018	8:50	-	8:55	65.6	72.5	61.2
16/1/2018	8:55	-	9:00	63.8	68.9	59.8
16/1/2018	9:00	-	9:05	66.2	72.3	62.0
16/1/2018	9:05	-	9:10	64.1	71.4	60.1
16/1/2018	9:10	-	9:15	65.1	70.5	60.5
16/1/2018	9:15	-	9:20	68.1	74.5	62.8
16/1/2018	9:20	-	9:25	66.5	73.9	62.9
16/1/2018	9:25	-	9:30	68.0	74.9	61.8
16/1/2018	9:30	-	9:35	65.8	72.5	60.7
16/1/2018	9:35	-	9:40	64.7	69.0	60.8
16/1/2018	9:40	-	9:45	64.6	70.5	61.2
16/1/2018	9:45	-	9:50	68.3	73.1	62.5
16/1/2018	9:50	-	9:55	68.9	75.3	64.1
16/1/2018	9:55	-	10:00	65.4	71.1	61.0
16/1/2018	10:00	-	10:05	64.2	70.6	59.7
16/1/2018	10:05	-	10:10	66.6	71.6	62.0
16/1/2018	10:10	-	10:15	67.4	74.4	60.8
16/1/2018	10:15	-	10:20	67.3	73.8	60.7
16/1/2018	10:20	-	10:25	65.7	72.1	59.4
16/1/2018	10:25	-	10:30	66.2	74.1	60.6
16/1/2018	10:30	-	10:35	65.3	69.7	60.2
16/1/2018	10:35	-	10:40	64.9	71.0	59.8
16/1/2018	10:40	-	10:45	64.0	70.3	60.2
16/1/2018	10:45	-	10:50	64.7	70.7	59.8
16/1/2018	10:50	-	10:55	67.9	73.4	61.2
16/1/2018	10:55	-	11:00	65.6	73.2	59.5

Date	Start Time	-	End Time	LAeq	L10	L90
16/1/2018	11:00	-	11:05	67.4	72.3	60.4
16/1/2018	11:05	-	11:10	67.1	75.1	60.7
16/1/2018	11:10	-	11:15	63.8	68.3	59.3
16/1/2018	11:15	-	11:20	66.3	73.0	59.4
16/1/2018	11:20	-	11:25	66.3	74.6	60.0
16/1/2018	11:25	-	11:30	67.6	75.9	62.5
16/1/2018	11:30	-	11:35	66.1	72.5	60.1
16/1/2018	11:35	-	11:40	64.3	72.4	58.9
16/1/2018	11:40	-	11:45	63.4	69.8	59.7
16/1/2018	11:45	-	11:50	65.9	72.7	60.6
16/1/2018	11:50	-	11:55	70.2	75.2	65.7
16/1/2018	11:55	-	12:00	65.6	71.5	61.0
16/1/2018	12:00	-	12:05	67.3	73.3	64.5
16/1/2018	12:05	-	12:10	66.9	73.6	62.9
16/1/2018	12:10	-	12:15	66.2	72.0	61.8
16/1/2018	12:15	-	12:20	68.6	75.1	63.1
16/1/2018	12:20	-	12:25	68.6	78.5	63.0
16/1/2018	12:25	-	12:30	65.6	72.6	62.2
16/1/2018	12:30	-	12:35	67.0	71.7	63.0
16/1/2018	12:35	-	12:40	74.0	80.9	65.1
16/1/2018	12:40	-	12:45	67.6	75.3	61.8
16/1/2018	12:45	-	12:50	67.6	75.8	63.8
16/1/2018	12:50	-	12:55	67.7	74.0	62.4
16/1/2018	12:55	-	13:00	65.5	71.2	61.9
16/1/2018	13:00	-	13:05	66.9	74.2	63.2
16/1/2018	13:05	-	13:10	68.3	75.1	62.6
16/1/2018	13:10	-	13:15	64.9	70.5	59.1
16/1/2018	13:15	-	13:20	69.3	78.1	61.4
16/1/2018	13:20	-	13:25	67.2	74.5	61.7
16/1/2018	13:25	-	13:30	66.6	75.1	61.6
16/1/2018	13:30	-	13:35	65.2	71.3	60.5
16/1/2018	13:35	-	13:40	67.8	73.8	60.5
16/1/2018	13:40	-	13:45	67.8	73.9	59.7
16/1/2018	13:45	-	13:50	66.9	74.0	59.4
16/1/2018	13:50	-	13:55	66.2	72.0	59.5

Date	Start Time	-	End Time	LAeq	L10	L90
16/1/2018	13:55	-	14:00	64.6	71.0	58.1
16/1/2018	14:00	-	14:05	67.3	74.1	62.1
16/1/2018	14:05	-	14:10	67.0	71.9	62.6
16/1/2018	14:10	-	14:15	68.8	77.5	62.5
16/1/2018	14:15	-	14:20	70.6	75.4	65.9
16/1/2018	14:20	-	14:25	68.3	72.7	64.9
16/1/2018	14:25	-	14:30	64.9	71.4	61.8
16/1/2018	14:30	-	14:35	64.9	71.4	60.3
16/1/2018	14:35	-	14:40	64.7	72.9	58.6
16/1/2018	14:40	-	14:45	66.9	72.4	59.7
16/1/2018	14:45	-	14:50	66.4	73.5	61.7
16/1/2018	14:50	-	14:55	65.4	74.1	60.3
16/1/2018	14:55	-	15:00	69.2	75.4	62.8
16/1/2018	15:00	-	15:05	68.9	75.4	62.4
16/1/2018	15:05	-	15:10	62.7	66.4	58.3
16/1/2018	15:10	-	15:15	68.3	74.7	61.4
16/1/2018	15:15	-	15:20	67.3	72.9	62.8
16/1/2018	15:20	-	15:25	69.0	74.3	65.4
16/1/2018	15:25	-	15:30	65.4	71.7	61.7
16/1/2018	15:30	-	15:35	70.0	75.3	63.7
16/1/2018	15:35	-	15:40	66.0	71.4	60.4
16/1/2018	15:40	-	15:45	63.6	71.0	57.2
16/1/2018	15:45	-	15:50	64.3	71.8	57.7
16/1/2018	15:50	-	15:55	66.4	73.6	59.1
16/1/2018	15:55	-	16:00	68.3	75.7	60.2
16/1/2018	16:00	-	16:05	66.7	75.3	59.1
16/1/2018	16:05	-	16:10	66.0	73.5	59.1
16/1/2018	16:10	-	16:15	64.1	73.4	56.4
16/1/2018	16:15	-	16:20	62.0	67.7	55.5
16/1/2018	16:20	-	16:25	65.8	72.0	57.5
16/1/2018	16:25	-	16:30	64.8	71.0	59.0
16/1/2018	16:30	-	16:35	67.0	74.7	59.0
16/1/2018	16:35	-	16:40	67.2	74.6	61.2
16/1/2018	16:40	-	16:45	65.8	72.1	58.7
16/1/2018	16:45	-	16:50	63.5	70.2	57.0

Date	Start Time	-	End Time	LAeq	L10	L90
16/1/2018	16:50	-	16:55	64.9	73.3	57.8
16/1/2018	16:55	-	17:00	66.8	73.9	58.9
16/1/2018	17:00	-	17:05	64.9	71.2	57.6
16/1/2018	17:05	-	17:10	66.2	73.4	58.7
16/1/2018	17:10	-	17:15	62.9	68.0	57.7
16/1/2018	17:15	-	17:20	66.9	74.2	58.6
16/1/2018	17:20	-	17:25	67.4	74.5	59.8
16/1/2018	17:25	-	17:30	64.2	71.8	58.5
16/1/2018	17:30	-	17:35	66.9	73.3	59.4
16/1/2018	17:35	-	17:40	66.4	72.3	58.9
16/1/2018	17:40	-	17:45	68.7	78.5	59.9
16/1/2018	17:45	-	17:50	65.7	73.3	58.0
16/1/2018	17:50	-	17:55	65.5	72.5	58.7
16/1/2018	17:55	-	18:00	64.1	71.8	57.2
16/1/2018	18:00	-	18:05	66.2	74.7	57.8
16/1/2018	18:05	-	18:10	63.3	68.3	57.8
16/1/2018	18:10	-	18:15	64.7	71.7	56.9
16/1/2018	18:15	-	18:20	65.0	70.4	57.1
16/1/2018	18:20	-	18:25	64.1	71.1	56.8
16/1/2018	18:25	-	18:30	64.6	72.3	57.1
16/1/2018	18:30	-	18:35	65.1	70.8	57.9
16/1/2018	18:35	-	18:40	66.6	72.6	58.9
16/1/2018	18:40	-	18:45	66.9	73.9	58.7
16/1/2018	18:45	-	18:50	65.1	72.1	57.6
16/1/2018	18:50	-	18:55	67.6	75.7	58.8
16/1/2018	18:55	-	19:00	67.2	76.1	58.8
16/1/2018	19:00	-	19:05	63.3	70.3	56.4
16/1/2018	19:05	-	19:10	62.2	66.2	55.7
16/1/2018	19:10	-	19:15	64.9	71.6	56.9
16/1/2018	19:15	-	19:20	66.5	74.7	57.2
16/1/2018	19:20	-	19:25	64.4	70.7	57.2
16/1/2018	19:25	-	19:30	64.3	73.0	56.6
16/1/2018	19:30	-	19:35	66.9	74.4	59.3
16/1/2018	19:35	-	19:40	64.1	73.6	56.9
16/1/2018	19:40	-	19:45	65.0	71.7	56.6

Date	Start Time	-	End Time	LAeq	L10	L90
16/1/2018	19:45	-	19:50	66.0	72.2	59.3
16/1/2018	19:50	-	19:55	62.0	68.1	55.4
16/1/2018	19:55	-	20:00	66.6	73.7	58.5
16/1/2018	20:00	-	20:05	66.0	74.1	57.7
16/1/2018	20:05	-	20:10	62.4	68.0	55.2
16/1/2018	20:10	-	20:15	65.6	72.6	57.9
16/1/2018	20:15	-	20:20	66.2	73.3	57.3
16/1/2018	20:20	-	20:25	65.3	72.4	57.8
16/1/2018	20:25	-	20:30	65.7	71.8	56.8
16/1/2018	20:30	-	20:35	66.9	73.8	59.7
16/1/2018	20:35	-	20:40	65.8	75.2	57.6
16/1/2018	20:40	-	20:45	64.6	71.5	57.6
16/1/2018	20:45	-	20:50	65.1	71.7	58.5
16/1/2018	20:50	-	20:55	63.3	70.2	56.4
16/1/2018	20:55	-	21:00	66.0	74.2	57.1
16/1/2018	21:00	-	21:05	65.5	72.9	57.7
16/1/2018	21:05	-	21:10	64.9	72.0	56.9
16/1/2018	21:10	-	21:15	65.2	72.2	57.7
16/1/2018	21:15	-	21:20	65.3	72.5	56.9
16/1/2018	21:20	-	21:25	64.1	71.3	56.8
16/1/2018	21:25	-	21:30	64.8	71.6	56.3
16/1/2018	21:30	-	21:35	65.3	73.1	56.6
16/1/2018	21:35	-	21:40	69.2	77.5	58.5
16/1/2018	21:40	-	21:45	64.8	71.6	56.2
16/1/2018	21:45	-	21:50	65.2	72.4	57.4
16/1/2018	21:50	-	21:55	65.4	72.1	57.8
16/1/2018	21:55	-	22:00	64.6	69.4	56.5
16/1/2018	22:00	-	22:05	65.3	73.3	56.7
16/1/2018	22:05	-	22:10	65.9	74.2	56.9
16/1/2018	22:10	-	22:15	65.7	72.7	57.5
16/1/2018	22:15	-	22:20	62.3	67.8	55.0
16/1/2018	22:20	-	22:25	64.0	71.2	55.8
16/1/2018	22:25	-	22:30	64.6	72.0	55.9
16/1/2018	22:30	-	22:35	64.4	72.2	55.7
16/1/2018	22:35	-	22:40	64.2	70.9	55.6

Date	Start Time	-	End Time	LAeq	L10	L90
16/1/2018	22:40	-	22:45	61.4	68.9	54.0
16/1/2018	22:45	-	22:50	63.3	70.5	55.6
16/1/2018	22:50	-	22:55	63.4	70.6	55.1
16/1/2018	22:55	-	23:00	65.1	71.6	55.8
16/1/2018	23:00	-	23:05	61.9	69.3	54.3
16/1/2018	23:05	-	23:10	61.4	69.3	53.9
16/1/2018	23:10	-	23:15	69.3	77.9	58.4
16/1/2018	23:15	-	23:20	63.6	71.2	55.0
16/1/2018	23:20	-	23:25	60.9	68.7	53.5
16/1/2018	23:25	-	23:30	62.9	70.7	54.5
16/1/2018	23:30	-	23:35	65.2	72.4	55.8
16/1/2018	23:35	-	23:40	58.0	65.8	51.9
16/1/2018	23:40	-	23:45	62.7	70.1	54.5
16/1/2018	23:45	-	23:50	56.5	62.9	51.5
16/1/2018	23:50	-	23:55	63.8	71.2	54.9
16/1/2018	23:55	-	0:00	61.8	70.9	54.3
17/1/2018	0:00	-	0:05	58.1	66.5	52.5
17/1/2018	0:05	-	0:10	62.6	70.4	54.3
17/1/2018	0:10	-	0:15	58.3	65.6	51.8
17/1/2018	0:15	-	0:20	58.2	65.0	51.9
17/1/2018	0:20	-	0:25	64.8	74.0	54.9
17/1/2018	0:25	-	0:30	62.6	70.9	54.1
17/1/2018	0:30	-	0:35	60.3	69.9	52.8
17/1/2018	0:35	-	0:40	54.4	61.0	49.9
17/1/2018	0:40	-	0:45	60.3	70.1	53.7
17/1/2018	0:45	-	0:50	56.9	63.3	51.3
17/1/2018	0:50	-	0:55	56.3	63.5	50.9
17/1/2018	0:55	-	1:00	59.8	67.6	52.7
17/1/2018	1:00	-	1:05	54.2	60.3	50.4
17/1/2018	1:05	-	1:10	55.9	63.3	51.0
17/1/2018	1:10	-	1:15	55.1	61.6	50.1
17/1/2018	1:15	-	1:20	53.7	61.6	49.3
17/1/2018	1:20	-	1:25	58.0	66.8	51.4
17/1/2018	1:25	-	1:30	55.8	63.1	50.4
17/1/2018	1:30	-	1:35	57.7	65.8	51.4

Date	Start Time	-	End Time	LAeq	L10	L90
17/1/2018	1:35	-	1:40	57.4	65.6	51.1
17/1/2018	1:40	-	1:45	55.2	61.4	50.1
17/1/2018	1:45	-	1:50	52.8	59.5	48.9
17/1/2018	1:50	-	1:55	57.4	63.7	51.4
17/1/2018	1:55	-	2:00	57.4	66.5	51.2
17/1/2018	2:00	-	2:05	49.3	57.7	47.0
17/1/2018	2:05	-	2:10	58.6	66.7	51.9
17/1/2018	2:10	-	2:15	57.1	65.5	51.1
17/1/2018	2:15	-	2:20	57.7	63.7	51.4
17/1/2018	2:20	-	2:25	56.6	64.9	50.8
17/1/2018	2:25	-	2:30	56.4	65.4	50.6
17/1/2018	2:30	-	2:35	60.4	68.7	52.6
17/1/2018	2:35	-	2:40	53.9	60.5	49.3
17/1/2018	2:40	-	2:45	52.6	60.2	48.6
17/1/2018	2:45	-	2:50	48.2	55.1	46.6
17/1/2018	2:50	-	2:55	49.9	57.1	47.3
17/1/2018	2:55	-	3:00	49.7	56.6	47.2
17/1/2018	3:00	-	3:05	52.7	60.5	48.8
17/1/2018	3:05	-	3:10	54.8	63.1	49.6
17/1/2018	3:10	-	3:15	53.9	60.5	49.3
17/1/2018	3:15	-	3:20	54.1	60.7	49.4
17/1/2018	3:20	-	3:25	58.0	66.0	51.4
17/1/2018	3:25	-	3:30	56.7	65.3	50.6
17/1/2018	3:30	-	3:35	52.9	59.9	48.8
17/1/2018	3:35	-	3:40	51.6	58.4	48.2
17/1/2018	3:40	-	3:45	57.2	65.6	51.2
17/1/2018	3:45	-	3:50	61.9	71.7	53.3
17/1/2018	3:50	-	3:55	46.4	54.1	45.5
17/1/2018	3:55	-	4:00	57.1	63.7	50.9
17/1/2018	4:00	-	4:05	55.2	65.4	50.1
17/1/2018	4:05	-	4:10	57.1	65.2	50.9
17/1/2018	4:10	-	4:15	52.9	60.0	49.6
17/1/2018	4:15	-	4:20	56.7	62.8	51.3
17/1/2018	4:20	-	4:25	54.1	63.2	50.6
17/1/2018	4:25	-	4:30	54.4	61.1	50.0

Date	Start Time	-	End Time	LAeq	L10	L90
17/1/2018	4:30	-	4:35	56.4	64.6	51.0
17/1/2018	4:35	-	4:40	53.2	59.9	50.0
17/1/2018	4:40	-	4:45	53.8	59.7	49.8
17/1/2018	4:45	-	4:50	56.9	65.2	51.4
17/1/2018	4:50	-	4:55	59.1	65.6	52.1
17/1/2018	4:55	-	5:00	59.0	66.5	52.8
17/1/2018	5:00	-	5:05	60.2	68.2	53.3
17/1/2018	5:05	-	5:10	54.6	63.1	50.2
17/1/2018	5:10	-	5:15	60.0	68.9	53.8
17/1/2018	5:15	-	5:20	59.8	68.7	52.7
17/1/2018	5:20	-	5:25	56.1	63.1	50.9
17/1/2018	5:25	-	5:30	59.3	64.8	52.7
17/1/2018	5:30	-	5:35	57.6	63.7	51.6
17/1/2018	5:35	-	5:40	58.8	66.0	52.4
17/1/2018	5:40	-	5:45	62.0	69.4	54.0
17/1/2018	5:45	-	5:50	57.8	65.0	51.9
17/1/2018	5:50	-	5:55	59.5	67.0	52.9
17/1/2018	5:55	-	6:00	62.6	69.1	54.6
17/1/2018	6:00	-	6:05	61.8	70.9	54.3
17/1/2018	6:05	-	6:10	61.7	70.0	54.7
17/1/2018	6:10	-	6:15	60.5	66.3	54.2
17/1/2018	6:15	-	6:20	65.1	72.0	56.3
17/1/2018	6:20	-	6:25	64.6	70.2	56.5
17/1/2018	6:25	-	6:30	65.1	72.9	56.8
17/1/2018	6:30	-	6:35	66.6	73.0	57.4
17/1/2018	6:35	-	6:40	65.0	71.5	57.1
17/1/2018	6:40	-	6:45	65.4	70.4	57.0
17/1/2018	6:45	-	6:50	65.3	74.0	58.8
17/1/2018	6:50	-	6:55	69.3	75.6	60.9
17/1/2018	6:55	-	7:00	66.9	72.4	59.6
17/1/2018	7:00	-	7:05	68.7	75.7	61.6
17/1/2018	7:05	-	7:10	67.0	73.1	61.7
17/1/2018	7:10	-	7:15	68.2	77.5	61.4
17/1/2018	7:15	-	7:20	69.2	77.8	62.6
17/1/2018	7:20	-	7:25	68.7	76.2	62.9

Date	Start Time	-	End Time	LAeq	L10	L90
17/1/2018	7:25	-	7:30	66.2	75.1	60.8
17/1/2018	7:30	-	7:35	68.7	74.1	62.9
17/1/2018	7:35	-	7:40	68.8	76.3	63.4
17/1/2018	7:40	-	7:45	68.9	76.0	62.9
17/1/2018	7:45	-	7:50	66.4	70.3	61.8
17/1/2018	7:50	-	7:55	67.7	73.7	61.8
17/1/2018	7:55	-	8:00	67.5	72.1	62.3
17/1/2018	8:00	-	8:05	67.3	71.4	62.7
17/1/2018	8:05	-	8:10	68.2	72.8	62.2
17/1/2018	8:10	-	8:15	68.5	74.9	63.6
17/1/2018	8:15	-	8:20	66.8	73.9	62.2
17/1/2018	8:20	-	8:25	69.6	75.6	64.2
17/1/2018	8:25	-	8:30	67.1	72.0	62.2
17/1/2018	8:30	-	8:35	67.5	74.6	62.3
17/1/2018	8:35	-	8:40	69.5	75.5	62.6
17/1/2018	8:40	-	8:45	68.4	77.1	62.2
17/1/2018	8:45	-	8:50	66.0	71.1	61.7
17/1/2018	8:50	-	8:55	68.9	75.5	62.8
17/1/2018	8:55	-	9:00	67.7	72.9	61.3
17/1/2018	9:00	-	9:05	67.6	73.3	62.3
17/1/2018	9:05	-	9:10	65.8	70.8	60.5
17/1/2018	9:10	-	9:15	67.7	74.3	61.7
17/1/2018	9:15	-	9:20	66.2	72.4	61.1
17/1/2018	9:20	-	9:25	68.0	73.6	62.1
17/1/2018	9:25	-	9:30	66.2	72.1	61.3
17/1/2018	9:30	-	9:35	65.9	72.5	61.2
17/1/2018	9:35	-	9:40	67.7	75.2	62.5
17/1/2018	9:40	-	9:45	66.9	73.4	61.0
17/1/2018	9:45	-	9:50	68.7	77.3	62.4
17/1/2018	9:50	-	9:55	68.2	74.8	61.7
17/1/2018	9:55	-	10:00	69.1	76.0	62.5
17/1/2018	10:00	-	10:05	65.3	73.3	59.7
17/1/2018	10:05	-	10:10	66.2	73.9	60.3
17/1/2018	10:10	-	10:15	64.4	70.3	60.0
17/1/2018	10:15	-	10:20	67.7	74.5	61.1

Date	Start Time	-	End Time	LAeq	L10	L90
17/1/2018	10:20	-	10:25	66.7	73.2	60.7
17/1/2018	10:25	-	10:30	64.3	71.1	59.1
17/1/2018	10:30	-	10:35	66.4	72.0	60.4
17/1/2018	10:35	-	10:40	67.5	76.5	61.0
17/1/2018	10:40	-	10:45	67.9	73.8	60.7
17/1/2018	10:45	-	10:50	65.3	70.9	60.0
17/1/2018	10:50	-	10:55	67.0	72.7	62.3
17/1/2018	10:55	-	11:00	67.9	74.0	62.1
17/1/2018	11:00	-	11:05	67.2	74.8	61.5
17/1/2018	11:05	-	11:10	67.4	73.1	61.3
17/1/2018	11:10	-	11:15	67.4	72.6	62.0
17/1/2018	11:15	-	11:20	66.4	71.1	61.4
17/1/2018	11:20	-	11:25	66.8	72.7	61.3
17/1/2018	11:25	-	11:30	67.0	73.1	61.6
17/1/2018	11:30	-	11:35	65.8	72.3	60.7
17/1/2018	11:35	-	11:40	68.0	76.3	61.5
17/1/2018	11:40	-	11:45	79.7	92.2	67.7
17/1/2018	11:45	-	11:50	68.8	75.3	61.8
17/1/2018	11:50	-	11:55	66.5	72.2	60.5
17/1/2018	11:55	-	12:00	67.8	76.0	60.7
17/1/2018	12:00	-	12:05	69.0	77.4	63.1
17/1/2018	12:05	-	12:10	68.2	73.8	62.4
17/1/2018	12:10	-	12:15	69.3	74.9	61.8
17/1/2018	12:15	-	12:20	68.5	75.5	61.6
17/1/2018	12:20	-	12:25	72.9	82.9	63.5
17/1/2018	12:25	-	12:30	67.3	73.3	60.8
17/1/2018	12:30	-	12:35	66.9	73.6	59.6
17/1/2018	12:35	-	12:40	67.7	75.3	61.0
17/1/2018	12:40	-	12:45	67.8	73.4	62.7
17/1/2018	12:45	-	12:50	67.1	73.9	61.6
17/1/2018	12:50	-	12:55	64.9	72.0	60.2
17/1/2018	12:55	-	13:00	66.5	72.6	61.1
17/1/2018	13:00	-	13:05	69.6	79.0	63.5
17/1/2018	13:05	-	13:10	67.5	72.4	61.9
17/1/2018	13:10	-	13:15	66.7	72.9	62.1

Date	Start Time	-	End Time	LAeq	L10	L90
17/1/2018	13:15	-	13:20	67.4	73.1	61.5
17/1/2018	13:20	-	13:25	67.5	74.1	61.5
17/1/2018	13:25	-	13:30	66.4	74.4	60.6
17/1/2018	13:30	-	13:35	67.0	71.9	62.7
17/1/2018	13:35	-	13:40	67.5	72.8	61.5
17/1/2018	13:40	-	13:45	64.9	70.9	60.5
17/1/2018	13:45	-	13:50	64.8	70.3	60.2
17/1/2018	13:50	-	13:55	66.0	72.7	61.1
17/1/2018	13:55	-	14:00	66.6	72.5	61.0
17/1/2018	14:00	-	14:05	68.5	74.9	62.6
17/1/2018	14:05	-	14:10	65.3	70.6	60.8
17/1/2018	14:10	-	14:15	65.6	70.4	62.1
17/1/2018	14:15	-	14:20	68.7	74.4	62.5
17/1/2018	14:20	-	14:25	67.2	72.0	61.8
17/1/2018	14:25	-	14:30	64.6	68.7	59.8
17/1/2018	14:30	-	14:35	65.3	70.8	61.0
17/1/2018	14:35	-	14:40	66.7	73.0	62.0
17/1/2018	14:40	-	14:45	67.9	74.9	61.1
17/1/2018	14:45	-	14:50	68.6	75.1	62.6
17/1/2018	14:50	-	14:55	66.9	72.7	61.7
17/1/2018	14:55	-	15:00	65.3	69.7	60.4
17/1/2018	15:00	-	15:05	68.3	74.5	62.7
17/1/2018	15:05	-	15:10	68.9	75.0	62.9
17/1/2018	15:10	-	15:15	65.6	71.2	61.0
17/1/2018	15:15	-	15:20	69.3	74.5	64.0
17/1/2018	15:20	-	15:25	68.7	77.1	62.5
17/1/2018	15:25	-	15:30	68.8	77.2	63.0
17/1/2018	15:30	-	15:35	68.7	75.8	63.7
17/1/2018	15:35	-	15:40	70.0	79.5	64.0
17/1/2018	15:40	-	15:45	69.1	74.9	65.0
17/1/2018	15:45	-	15:50	68.2	72.4	63.4
17/1/2018	15:50	-	15:55	69.1	77.1	63.9
17/1/2018	15:55	-	16:00	69.1	75.2	63.0
17/1/2018	16:00	-	16:05	68.2	74.1	63.2
17/1/2018	16:05	-	16:10	67.5	73.3	62.1

Date	Start Time	-	End Time	LAeq	L10	L90
17/1/2018	16:10	-	16:15	66.3	72.0	61.2
17/1/2018	16:15	-	16:20	67.0	72.9	61.6
17/1/2018	16:20	-	16:25	67.6	72.8	62.0
17/1/2018	16:25	-	16:30	67.7	73.8	63.3
17/1/2018	16:30	-	16:35	69.0	78.4	62.5
17/1/2018	16:35	-	16:40	68.5	74.0	63.3
17/1/2018	16:40	-	16:45	68.1	74.7	62.7
17/1/2018	16:45	-	16:50	64.5	70.9	59.5
17/1/2018	16:50	-	16:55	66.0	71.7	60.8
17/1/2018	16:55	-	17:00	66.1	72.0	60.0
17/1/2018	17:00	-	17:05	65.7	72.2	60.7
17/1/2018	17:05	-	17:10	73.8	84.7	65.3
17/1/2018	17:10	-	17:15	65.9	72.9	60.8
17/1/2018	17:15	-	17:20	66.9	72.4	61.1
17/1/2018	17:20	-	17:25	67.4	72.7	61.7
17/1/2018	17:25	-	17:30	68.3	74.7	62.5
17/1/2018	17:30	-	17:35	66.3	73.3	61.5
17/1/2018	17:35	-	17:40	69.3	75.9	63.4
17/1/2018	17:40	-	17:45	65.4	72.5	61.5
17/1/2018	17:45	-	17:50	68.0	73.9	63.5
17/1/2018	17:50	-	17:55	65.1	69.2	60.5
17/1/2018	17:55	-	18:00	64.5	72.9	59.1
17/1/2018	18:00	-	18:05	66.4	73.2	60.8
17/1/2018	18:05	-	18:10	67.3	76.0	62.1
17/1/2018	18:10	-	18:15	68.5	75.4	60.0
17/1/2018	18:15	-	18:20	64.6	70.8	58.2
17/1/2018	18:20	-	18:25	65.1	71.9	58.2
17/1/2018	18:25	-	18:30	64.8	71.3	58.1
17/1/2018	18:30	-	18:35	65.3	70.8	58.3
17/1/2018	18:35	-	18:40	65.2	70.0	58.3
17/1/2018	18:40	-	18:45	65.6	72.1	58.0
17/1/2018	18:45	-	18:50	64.2	71.3	56.6
17/1/2018	18:50	-	18:55	66.6	73.4	59.0
17/1/2018	18:55	-	19:00	66.4	72.1	61.0
17/1/2018	19:00	-	19:05	66.5	73.8	58.3

Date	Start Time	-	End Time	LAeq	L10	L90
17/1/2018	19:05	-	19:10	65.1	71.9	58.6
17/1/2018	19:10	-	19:15	64.1	70.3	58.3
17/1/2018	19:15	-	19:20	73.9	83.2	64.8
17/1/2018	19:20	-	19:25	68.7	75.5	63.9
17/1/2018	19:25	-	19:30	63.9	70.1	59.4
17/1/2018	19:30	-	19:35	64.5	70.5	61.0
17/1/2018	19:35	-	19:40	68.0	72.8	63.5
17/1/2018	19:40	-	19:45	64.8	72.5	61.4
17/1/2018	19:45	-	19:50	70.7	76.8	66.5
17/1/2018	19:50	-	19:55	68.4	73.5	63.5
17/1/2018	19:55	-	20:00	66.4	70.2	61.8
17/1/2018	20:00	-	20:05	67.6	73.7	62.2
17/1/2018	20:05	-	20:10	63.6	70.1	57.7
17/1/2018	20:10	-	20:15	63.2	70.5	56.4
17/1/2018	20:15	-	20:20	63.5	70.4	56.2
17/1/2018	20:20	-	20:25	65.7	72.5	60.1
17/1/2018	20:25	-	20:30	65.8	72.5	59.7
17/1/2018	20:30	-	20:35	65.5	72.1	60.0
17/1/2018	20:35	-	20:40	62.1	67.9	55.7
17/1/2018	20:40	-	20:45	66.7	73.3	57.9
17/1/2018	20:45	-	20:50	62.5	67.6	55.9
17/1/2018	20:50	-	20:55	65.8	71.6	58.0
17/1/2018	20:55	-	21:00	63.5	69.2	57.7
17/1/2018	21:00	-	21:05	66.7	73.4	59.4
17/1/2018	21:05	-	21:10	64.8	76.2	57.2
17/1/2018	21:10	-	21:15	66.6	71.7	58.8
17/1/2018	21:15	-	21:20	64.6	70.4	56.9
17/1/2018	21:20	-	21:25	65.2	71.7	57.0
17/1/2018	21:25	-	21:30	62.3	68.6	55.2
17/1/2018	21:30	-	21:35	66.0	71.9	58.5
17/1/2018	21:35	-	21:40	66.7	72.7	59.2
17/1/2018	21:40	-	21:45	63.5	69.3	57.1
17/1/2018	21:45	-	21:50	64.2	71.0	56.9
17/1/2018	21:50	-	21:55	63.9	70.3	56.3
17/1/2018	21:55	-	22:00	66.9	72.5	58.4

Date	Start Time	-	End Time	LAeq	L10	L90
17/1/2018	22:00	-	22:05	63.6	68.5	57.4
17/1/2018	22:05	-	22:10	64.2	71.1	57.1
17/1/2018	22:10	-	22:15	63.5	70.2	55.7
17/1/2018	22:15	-	22:20	66.9	73.7	57.6
17/1/2018	22:20	-	22:25	65.6	74.2	56.6
17/1/2018	22:25	-	22:30	62.0	69.9	54.7
17/1/2018	22:30	-	22:35	65.7	72.5	57.7
17/1/2018	22:35	-	22:40	66.4	75.7	57.7
17/1/2018	22:40	-	22:45	63.3	70.4	55.4
17/1/2018	22:45	-	22:50	60.5	66.0	54.4
17/1/2018	22:50	-	22:55	62.1	67.1	55.1
17/1/2018	22:55	-	23:00	67.8	75.1	57.7
17/1/2018	23:00	-	23:05	66.3	73.1	57.1
17/1/2018	23:05	-	23:10	60.1	67.1	53.0
17/1/2018	23:10	-	23:15	61.8	69.6	53.9
17/1/2018	23:15	-	23:20	64.2	71.3	55.4
17/1/2018	23:20	-	23:25	62.2	71.5	54.2
17/1/2018	23:25	-	23:30	63.5	71.6	54.5
17/1/2018	23:30	-	23:35	61.9	70.2	54.6
17/1/2018	23:35	-	23:40	63.3	71.3	55.0
17/1/2018	23:40	-	23:45	61.2	67.5	53.6
17/1/2018	23:45	-	23:50	59.4	65.2	53.2
17/1/2018	23:50	-	23:55	58.9	68.7	52.3
17/1/2018	23:55	-	0:00	62.0	70.2	54.6
18/1/2018	0:00	-	0:05	61.5	69.1	53.9
18/1/2018	0:05	-	0:10	61.3	69.6	53.6
18/1/2018	0:10	-	0:15	63.0	72.3	54.4
18/1/2018	0:15	-	0:20	56.1	62.1	50.7
18/1/2018	0:20	-	0:25	61.3	70.0	53.4
18/1/2018	0:25	-	0:30	57.0	65.3	51.2
18/1/2018	0:30	-	0:35	52.8	59.7	49.0
18/1/2018	0:35	-	0:40	56.4	61.9	51.0
18/1/2018	0:40	-	0:45	56.5	63.3	50.9
18/1/2018	0:45	-	0:50	57.1	65.1	51.3
18/1/2018	0:50	-	0:55	52.5	58.9	48.9

Date	Start Time	-	End Time	LAeq	L10	L90
18/1/2018	0:55	-	1:00	59.6	67.8	52.5
18/1/2018	1:00	-	1:05	56.8	64.7	51.2
18/1/2018	1:05	-	1:10	53.9	60.6	49.6
18/1/2018	1:10	-	1:15	54.2	60.3	49.7
18/1/2018	1:15	-	1:20	55.5	63.1	50.5
18/1/2018	1:20	-	1:25	58.2	65.8	52.0
18/1/2018	1:25	-	1:30	58.6	65.6	52.5
18/1/2018	1:30	-	1:35	53.6	61.3	49.6
18/1/2018	1:35	-	1:40	55.4	62.8	50.4
18/1/2018	1:40	-	1:45	52.0	58.9	48.9
18/1/2018	1:45	-	1:50	54.9	62.3	50.1
18/1/2018	1:50	-	1:55	55.2	60.9	50.5
18/1/2018	1:55	-	2:00	57.0	64.8	51.0
18/1/2018	2:00	-	2:05	54.4	60.7	50.0
18/1/2018	2:05	-	2:10	53.1	60.0	49.3
18/1/2018	2:10	-	2:15	56.4	63.2	50.8
18/1/2018	2:15	-	2:20	52.2	58.5	48.7
18/1/2018	2:20	-	2:25	55.8	65.3	51.0
18/1/2018	2:25	-	2:30	55.6	62.9	50.5
18/1/2018	2:30	-	2:35	57.6	67.1	51.6
18/1/2018	2:35	-	2:40	54.9	62.8	50.2
18/1/2018	2:40	-	2:45	55.9	65.1	50.5
18/1/2018	2:45	-	2:50	54.7	61.7	50.1
18/1/2018	2:50	-	2:55	55.5	63.9	50.4
18/1/2018	2:55	-	3:00	59.6	68.2	52.6
18/1/2018	3:00	-	3:05	54.2	60.4	50.8
18/1/2018	3:05	-	3:10	57.2	65.3	51.5
18/1/2018	3:10	-	3:15	52.3	58.5	48.9
18/1/2018	3:15	-	3:20	53.1	59.4	49.9
18/1/2018	3:20	-	3:25	53.8	60.9	49.4
18/1/2018	3:25	-	3:30	51.1	59.1	48.0
18/1/2018	3:30	-	3:35	54.5	63.6	50.0
18/1/2018	3:35	-	3:40	57.2	67.3	51.4
18/1/2018	3:40	-	3:45	55.7	64.4	50.4
18/1/2018	3:45	-	3:50	55.6	63.9	51.4

Date	Start Time	-	End Time	LAeq	L10	L90
18/1/2018	3:50	-	3:55	53.4	59.7	50.1
18/1/2018	3:55	-	4:00	54.4	60.5	51.0
18/1/2018	4:00	-	4:05	57.0	62.0	51.9
18/1/2018	4:05	-	4:10	58.0	66.5	51.9
18/1/2018	4:10	-	4:15	55.2	61.4	50.4
18/1/2018	4:15	-	4:20	54.5	61.1	50.4
18/1/2018	4:20	-	4:25	52.7	59.0	49.5
18/1/2018	4:25	-	4:30	55.7	62.1	51.1
18/1/2018	4:30	-	4:35	53.0	59.7	49.4
18/1/2018	4:35	-	4:40	57.3	65.1	51.8
18/1/2018	4:40	-	4:45	55.3	61.1	50.4
18/1/2018	4:45	-	4:50	59.0	66.1	52.5
18/1/2018	4:50	-	4:55	61.5	68.3	54.1
18/1/2018	4:55	-	5:00	58.3	66.6	51.9
18/1/2018	5:00	-	5:05	57.8	67.4	51.9
18/1/2018	5:05	-	5:10	58.8	67.3	53.1
18/1/2018	5:10	-	5:15	57.5	64.7	51.9
18/1/2018	5:15	-	5:20	54.7	62.9	50.4
18/1/2018	5:20	-	5:25	57.4	63.9	51.8
18/1/2018	5:25	-	5:30	59.0	67.3	53.0
18/1/2018	5:30	-	5:35	60.4	65.5	53.7
18/1/2018	5:35	-	5:40	54.1	61.1	50.1
18/1/2018	5:40	-	5:45	62.5	69.9	54.6
18/1/2018	5:45	-	5:50	60.8	70.4	53.7
18/1/2018	5:50	-	5:55	59.5	66.3	53.2
18/1/2018	5:55	-	6:00	61.1	66.3	54.1
18/1/2018	6:00	-	6:05	62.5	70.1	55.2
18/1/2018	6:05	-	6:10	63.2	70.5	55.3
18/1/2018	6:10	-	6:15	59.1	65.3	53.3
18/1/2018	6:15	-	6:20	65.7	73.6	56.8
18/1/2018	6:20	-	6:25	66.9	74.1	58.4
18/1/2018	6:25	-	6:30	64.6	72.2	56.8
18/1/2018	6:30	-	6:35	64.6	71.5	57.0
18/1/2018	6:35	-	6:40	62.8	67.8	55.9
18/1/2018	6:40	-	6:45	65.9	71.2	58.0

Date	Start Time	-	End Time	LAeq	L10	L90
18/1/2018	6:45	-	6:50	65.4	72.2	58.0
18/1/2018	6:50	-	6:55	69.8	79.6	62.0
18/1/2018	6:55	-	7:00	67.4	72.7	60.8
18/1/2018	7:00	-	7:05	69.1	76.2	62.5
18/1/2018	7:05	-	7:10	68.4	77.8	60.9
18/1/2018	7:10	-	7:15	68.9	74.4	61.8
18/1/2018	7:15	-	7:20	69.5	78.4	62.0
18/1/2018	7:20	-	7:25	68.5	74.2	61.5
18/1/2018	7:25	-	7:30	66.6	74.6	60.8
18/1/2018	7:30	-	7:35	67.6	73.8	61.0
18/1/2018	7:35	-	7:40	69.2	75.8	63.4
18/1/2018	7:40	-	7:45	68.0	74.4	61.5
18/1/2018	7:45	-	7:50	66.7	72.3	60.5
18/1/2018	7:50	-	7:55	66.9	72.4	61.5
18/1/2018	7:55	-	8:00	67.8	72.9	62.2
18/1/2018	8:00	-	8:05	67.4	73.6	62.1
18/1/2018	8:05	-	8:10	68.6	74.3	62.0
18/1/2018	8:10	-	8:15	66.9	73.9	61.0
18/1/2018	8:15	-	8:20	68.6	74.8	64.0
18/1/2018	8:20	-	8:25	69.5	75.0	65.2
18/1/2018	8:25	-	8:30	71.5	80.4	66.1
18/1/2018	8:30	-	8:35	67.0	71.9	63.5
18/1/2018	8:35	-	8:40	68.0	73.2	64.3
18/1/2018	8:40	-	8:45	67.4	72.8	63.5
18/1/2018	8:45	-	8:50	69.4	74.3	64.9
18/1/2018	8:50	-	8:55	67.5	73.9	63.1
18/1/2018	8:55	-	9:00	67.8	72.8	64.7
18/1/2018	9:00	-	9:05	68.8	74.7	64.3
18/1/2018	9:05	-	9:10	68.1	74.7	63.4
18/1/2018	9:10	-	9:15	67.4	75.6	62.2
18/1/2018	9:15	-	9:20	66.9	72.7	61.5
18/1/2018	9:20	-	9:25	69.9	77.1	65.3
18/1/2018	9:25	-	9:30	66.5	72.8	61.6
18/1/2018	9:30	-	9:35	67.2	73.7	62.6
18/1/2018	9:35	-	9:40	68.2	74.2	62.4

Date	Start Time	-	End Time	LAeq	L10	L90
18/1/2018	9:40	-	9:45	68.0	74.9	61.8
18/1/2018	9:45	-	9:50	68.3	75.6	62.7
18/1/2018	9:50	-	9:55	65.3	71.0	60.9
18/1/2018	9:55	-	10:00	66.2	70.9	61.2
18/1/2018	10:00	-	10:05	66.5	72.7	61.3
18/1/2018	10:05	-	10:10	65.9	71.5	60.8
18/1/2018	10:10	-	10:15	67.8	74.2	61.4
18/1/2018	10:15	-	10:20	65.3	70.2	60.5
18/1/2018	10:20	-	10:25	67.7	73.5	61.5
18/1/2018	10:25	-	10:30	66.5	72.8	61.1
18/1/2018	10:30	-	10:35	67.1	72.8	61.1
18/1/2018	10:35	-	10:40	65.8	71.7	60.9
18/1/2018	10:40	-	10:45	67.8	74.0	62.0
18/1/2018	10:45	-	10:50	67.3	73.3	61.9
18/1/2018	10:50	-	10:55	65.2	72.1	60.2
18/1/2018	10:55	-	11:00	66.5	74.4	61.6
18/1/2018	11:00	-	11:05	67.6	74.7	61.5
18/1/2018	11:05	-	11:10	66.5	73.9	61.0
18/1/2018	11:10	-	11:15	66.9	73.6	60.8
18/1/2018	11:15	-	11:20	67.2	73.2	60.8
18/1/2018	11:20	-	11:25	69.8	73.8	62.1
18/1/2018	11:25	-	11:30	66.7	73.8	60.7
18/1/2018	11:30	-	11:35	67.2	75.0	61.5
18/1/2018	11:35	-	11:40	66.5	72.4	60.2
18/1/2018	11:40	-	11:45	67.1	75.5	60.9
18/1/2018	11:45	-	11:50	71.3	78.6	64.1
18/1/2018	11:50	-	11:55	68.9	75.7	62.6
18/1/2018	11:55	-	12:00	69.9	76.1	64.5
18/1/2018	12:00	-	12:05	69.3	74.7	65.7
18/1/2018	12:05	-	12:10	66.9	75.0	60.1
18/1/2018	12:10	-	12:15	66.3	74.3	61.3
18/1/2018	12:15	-	12:20	67.3	72.6	61.1
18/1/2018	12:20	-	12:25	69.1	76.9	61.9
18/1/2018	12:25	-	12:30	67.5	72.7	60.9
18/1/2018	12:30	-	12:35	64.4	71.3	59.9

Date	Start Time	-	End Time	LAeq	L10	L90
18/1/2018	12:35	-	12:40	66.2	75.5	60.0
18/1/2018	12:40	-	12:45	68.0	73.7	62.0
18/1/2018	12:45	-	12:50	64.9	71.9	59.4
18/1/2018	12:50	-	12:55	66.4	71.9	60.8
18/1/2018	12:55	-	13:00	67.7	74.7	61.3
18/1/2018	13:00	-	13:05	68.6	75.1	63.3
18/1/2018	13:05	-	13:10	67.3	73.2	61.7
18/1/2018	13:10	-	13:15	70.0	79.5	61.8
18/1/2018	13:15	-	13:20	67.9	70.4	67.2
18/1/2018	13:20	-	13:25	68.1	70.5	67.4
18/1/2018	13:25	-	13:30	68.0	70.0	67.4
18/1/2018	13:30	-	13:35	67.9	70.9	67.2
18/1/2018	13:35	-	13:40	67.9	69.4	67.3
18/1/2018	13:40	-	13:45	68.0	69.5	67.3
18/1/2018	13:45	-	13:50	67.8	69.1	67.3
18/1/2018	13:50	-	13:55	68.2	70.7	67.5
18/1/2018	13:55	-	14:00	67.7	69.8	67.1
18/1/2018	14:00	-	14:05	67.8	70.4	67.1
18/1/2018	14:05	-	14:10	68.6	73.4	67.6
18/1/2018	14:10	-	14:15	68.0	71.3	67.2
18/1/2018	14:15	-	14:20	68.0	70.9	67.2
18/1/2018	14:20	-	14:25	67.8	70.0	67.1
18/1/2018	14:25	-	14:30	67.9	69.5	67.3
18/1/2018	14:30	-	14:35	68.0	69.6	67.3
18/1/2018	14:35	-	14:40	68.0	69.5	67.4
18/1/2018	14:40	-	14:45	67.9	69.4	67.2
18/1/2018	14:45	-	14:50	67.9	69.8	67.3
18/1/2018	14:50	-	14:55	68.1	70.4	67.4
18/1/2018	14:55	-	15:00	68.4	71.1	67.6
18/1/2018	15:00	-	15:05	68.0	69.9	67.3
18/1/2018	15:05	-	15:10	67.8	69.7	67.1
18/1/2018	15:10	-	15:15	68.0	71.0	67.3
18/1/2018	15:15	-	15:20	68.0	70.1	67.3
18/1/2018	15:20	-	15:25	67.8	69.0	67.2
18/1/2018	15:25	-	15:30	67.9	69.8	67.2

Date	Start Time	-	End Time	LAeq	L10	L90
18/1/2018	15:30	-	15:35	68.5	71.8	67.5
18/1/2018	15:35	-	15:40	68.1	70.6	67.4
18/1/2018	15:40	-	15:45	68.0	71.0	67.3
18/1/2018	15:45	-	15:50	68.0	70.1	67.4
18/1/2018	15:50	-	15:55	68.1	72.2	67.4
18/1/2018	15:55	-	16:00	68.0	70.3	67.4
18/1/2018	16:00	-	16:05	68.1	71.4	67.3
18/1/2018	16:05	-	16:10	67.8	69.3	67.2
18/1/2018	16:10	-	16:15	67.8	69.9	67.3
18/1/2018	16:15	-	16:20	68.6	71.9	67.7
18/1/2018	16:20	-	16:25	68.1	70.7	67.3
18/1/2018	16:25	-	16:30	67.6	69.3	67.1
18/1/2018	16:30	-	16:35	67.8	69.7	67.1
18/1/2018	16:35	-	16:40	67.7	70.0	66.9
18/1/2018	16:40	-	16:45	67.7	70.4	67.0
18/1/2018	16:45	-	16:50	67.5	69.2	66.8
18/1/2018	16:50	-	16:55	67.6	70.4	66.9
18/1/2018	16:55	-	17:00	67.7	69.5	66.9
18/1/2018	17:00	-	17:05	67.6	69.9	66.9
18/1/2018	17:05	-	17:10	67.6	69.7	67.0
18/1/2018	17:10	-	17:15	67.4	69.1	66.7
18/1/2018	17:15	-	17:20	67.5	70.9	66.7
18/1/2018	17:20	-	17:25	68.1	74.0	67.0
18/1/2018	17:25	-	17:30	67.7	69.6	67.0
18/1/2018	17:30	-	17:35	67.7	69.7	66.8
18/1/2018	17:35	-	17:40	67.4	69.6	66.7
18/1/2018	17:40	-	17:45	67.5	69.3	66.8
18/1/2018	17:45	-	17:50	67.9	72.3	66.6
18/1/2018	17:50	-	17:55	67.2	70.8	66.0
18/1/2018	17:55	-	18:00	67.1	71.4	65.9
18/1/2018	18:00	-	18:05	66.2	68.2	65.4
18/1/2018	18:05	-	18:10	65.6	67.3	65.0
18/1/2018	18:10	-	18:15	65.9	67.7	65.2
18/1/2018	18:15	-	18:20	65.8	69.0	65.1
18/1/2018	18:20	-	18:25	66.1	69.7	65.2

Date	Start Time	-	End Time	LAeq	L10	L90
18/1/2018	18:25	-	18:30	66.2	69.4	65.4
18/1/2018	18:30	-	18:35	65.6	68.6	64.9
18/1/2018	18:35	-	18:40	66.1	69.7	65.3
18/1/2018	18:40	-	18:45	66.3	69.6	65.4
18/1/2018	18:45	-	18:50	66.3	70.1	65.3
18/1/2018	18:50	-	18:55	66.0	69.5	65.1
18/1/2018	18:55	-	19:00	65.8	69.4	65.0
18/1/2018	19:00	-	19:05	66.1	68.9	65.2
18/1/2018	19:05	-	19:10	65.9	70.0	65.1
18/1/2018	19:10	-	19:15	65.6	67.1	64.9
18/1/2018	19:15	-	19:20	65.8	68.3	65.0
18/1/2018	19:20	-	19:25	66.1	69.5	65.3
18/1/2018	19:25	-	19:30	65.4	67.3	64.8
18/1/2018	19:30	-	19:35	65.7	67.9	65.0
18/1/2018	19:35	-	19:40	66.0	68.9	65.1
18/1/2018	19:40	-	19:45	65.9	67.9	65.2
18/1/2018	19:45	-	19:50	66.1	68.8	65.3
18/1/2018	19:50	-	19:55	65.5	67.0	64.9
18/1/2018	19:55	-	20:00	65.9	70.0	65.2
18/1/2018	20:00	-	20:05	66.0	68.6	65.2
18/1/2018	20:05	-	20:10	65.8	67.7	65.2
18/1/2018	20:10	-	20:15	65.5	67.3	64.9
18/1/2018	20:15	-	20:20	66.0	68.8	65.1
18/1/2018	20:20	-	20:25	65.7	68.1	65.0
18/1/2018	20:25	-	20:30	65.9	69.2	65.1
18/1/2018	20:30	-	20:35	65.9	68.9	65.1
18/1/2018	20:35	-	20:40	65.5	68.7	64.9
18/1/2018	20:40	-	20:45	65.8	68.2	65.1
18/1/2018	20:45	-	20:50	65.5	67.9	64.8
18/1/2018	20:50	-	20:55	64.6	66.9	63.9
18/1/2018	20:55	-	21:00	64.8	67.3	64.1
18/1/2018	21:00	-	21:05	64.5	67.0	63.8
18/1/2018	21:05	-	21:10	65.0	70.0	64.1
18/1/2018	21:10	-	21:15	64.7	66.7	64.1
18/1/2018	21:15	-	21:20	65.3	67.8	64.4

Date	Start Time	-	End Time	LAeq	L10	L90
18/1/2018	21:20	-	21:25	64.6	66.8	63.9
18/1/2018	21:25	-	21:30	64.7	67.1	64.1
18/1/2018	21:30	-	21:35	65.0	67.3	64.3
18/1/2018	21:35	-	21:40	64.6	65.7	64.0
18/1/2018	21:40	-	21:45	64.7	67.5	64.0
18/1/2018	21:45	-	21:50	65.0	67.6	64.2
18/1/2018	21:50	-	21:55	64.4	65.8	63.8
18/1/2018	21:55	-	22:00	65.2	68.2	64.3
18/1/2018	22:00	-	22:05	64.5	66.2	63.9
18/1/2018	22:05	-	22:10	64.8	67.8	64.0
18/1/2018	22:10	-	22:15	64.8	69.1	64.1
18/1/2018	22:15	-	22:20	64.6	66.6	63.9
18/1/2018	22:20	-	22:25	64.8	69.7	64.0
18/1/2018	22:25	-	22:30	65.1	68.6	64.1
18/1/2018	22:30	-	22:35	64.7	67.3	64.0
18/1/2018	22:35	-	22:40	63.6	65.9	62.9
18/1/2018	22:40	-	22:45	63.6	66.1	62.9
18/1/2018	22:45	-	22:50	63.4	65.6	62.8
18/1/2018	22:50	-	22:55	63.7	66.2	63.0
18/1/2018	22:55	-	23:00	63.4	65.7	62.9
18/1/2018	23:00	-	23:05	63.4	67.5	62.8
18/1/2018	23:05	-	23:10	63.2	64.0	62.7
18/1/2018	23:10	-	23:15	63.3	64.4	62.7
18/1/2018	23:15	-	23:20	63.6	66.1	63.0
18/1/2018	23:20	-	23:25	63.4	66.4	62.7
18/1/2018	23:25	-	23:30	61.4	62.7	60.8
18/1/2018	23:30	-	23:35	61.5	63.2	60.9
18/1/2018	23:35	-	23:40	61.6	64.3	61.0
18/1/2018	23:40	-	23:45	61.6	63.2	61.0
18/1/2018	23:45	-	23:50	61.9	66.8	61.2
18/1/2018	23:50	-	23:55	61.6	63.7	61.0
18/1/2018	23:55	-	0:00	61.7	66.1	61.1
19/1/2018	0:00	-	0:05	61.3	62.3	60.8
19/1/2018	0:05	-	0:10	59.9	61.8	59.4
19/1/2018	0:10	-	0:15	59.8	60.4	59.3

Date	Start Time	-	End Time	LAeq	L10	L90
19/1/2018	0:15	-	0:20	60.0	61.4	59.5
19/1/2018	0:20	-	0:25	60.0	62.4	59.5
19/1/2018	0:25	-	0:30	60.2	64.6	59.6
19/1/2018	0:30	-	0:35	59.8	60.4	59.4
19/1/2018	0:35	-	0:40	59.9	61.3	59.4
19/1/2018	0:40	-	0:45	59.8	61.0	59.3
19/1/2018	0:45	-	0:50	60.1	64.3	59.5
19/1/2018	0:50	-	0:55	59.7	60.3	59.2
19/1/2018	0:55	-	1:00	59.8	61.9	59.4
19/1/2018	1:00	-	1:05	59.9	62.0	59.4
19/1/2018	1:05	-	1:10	59.8	61.2	59.3
19/1/2018	1:10	-	1:15	59.9	62.7	59.4
19/1/2018	1:15	-	1:20	59.7	60.2	59.3
19/1/2018	1:20	-	1:25	59.8	60.3	59.4
19/1/2018	1:25	-	1:30	59.8	62.0	59.3
19/1/2018	1:30	-	1:35	59.8	61.2	59.4
19/1/2018	1:35	-	1:40	59.8	61.3	59.3
19/1/2018	1:40	-	1:45	59.8	60.7	59.4
19/1/2018	1:45	-	1:50	59.7	60.2	59.2
19/1/2018	1:50	-	1:55	59.7	60.3	59.2
19/1/2018	1:55	-	2:00	59.7	60.2	59.3
19/1/2018	2:00	-	2:05	59.8	60.4	59.4
19/1/2018	2:05	-	2:10	59.7	60.3	59.2
19/1/2018	2:10	-	2:15	59.8	60.5	59.3
19/1/2018	2:15	-	2:20	59.7	60.2	59.2
19/1/2018	2:20	-	2:25	59.8	61.0	59.3
19/1/2018	2:25	-	2:30	59.8	60.5	59.3
19/1/2018	2:30	-	2:35	59.7	60.3	59.3
19/1/2018	2:35	-	2:40	59.9	60.5	59.5
19/1/2018	2:40	-	2:45	59.8	60.4	59.4
19/1/2018	2:45	-	2:50	59.8	60.3	59.3
19/1/2018	2:50	-	2:55	59.8	60.8	59.4
19/1/2018	2:55	-	3:00	59.8	60.5	59.4
19/1/2018	3:00	-	3:05	59.7	60.2	59.2
19/1/2018	3:05	-	3:10	60.0	65.5	59.4

Date	Start Time	-	End Time	LAeq	L10	L90
19/1/2018	3:10	-	3:15	59.7	60.4	59.2
19/1/2018	3:15	-	3:20	59.8	60.4	59.4
19/1/2018	3:20	-	3:25	59.8	60.4	59.4
19/1/2018	3:25	-	3:30	59.8	61.0	59.4
19/1/2018	3:30	-	3:35	59.8	60.4	59.3
19/1/2018	3:35	-	3:40	59.8	60.2	59.4
19/1/2018	3:40	-	3:45	59.8	60.4	59.4
19/1/2018	3:45	-	3:50	59.8	60.3	59.4
19/1/2018	3:50	-	3:55	59.8	60.3	59.4
19/1/2018	3:55	-	4:00	59.8	60.3	59.4
19/1/2018	4:00	-	4:05	59.8	60.4	59.4
19/1/2018	4:05	-	4:10	59.8	60.3	59.4
19/1/2018	4:10	-	4:15	59.8	60.4	59.3
19/1/2018	4:15	-	4:20	59.9	61.0	59.4
19/1/2018	4:20	-	4:25	59.9	61.8	59.4
19/1/2018	4:25	-	4:30	59.9	60.6	59.5
19/1/2018	4:30	-	4:35	59.8	60.3	59.3
19/1/2018	4:35	-	4:40	59.8	60.4	59.4
19/1/2018	4:40	-	4:45	59.8	60.3	59.3
19/1/2018	4:45	-	4:50	59.9	60.9	59.4
19/1/2018	4:50	-	4:55	59.9	60.4	59.5
19/1/2018	4:55	-	5:00	59.9	60.7	59.5
19/1/2018	5:00	-	5:05	60.0	61.1	59.6
19/1/2018	5:05	-	5:10	59.9	60.6	59.5
19/1/2018	5:10	-	5:15	60.0	60.9	59.6
19/1/2018	5:15	-	5:20	61.5	62.5	61.1
19/1/2018	5:20	-	5:25	61.5	62.2	61.0
19/1/2018	5:25	-	5:30	61.5	63.5	61.0
19/1/2018	5:30	-	5:35	61.4	62.0	60.9
19/1/2018	5:35	-	5:40	61.4	62.0	61.0
19/1/2018	5:40	-	5:45	61.5	62.6	61.0
19/1/2018	5:45	-	5:50	61.5	62.6	61.1
19/1/2018	5:50	-	5:55	61.4	62.1	61.0
19/1/2018	5:55	-	6:00	61.7	63.7	61.1
19/1/2018	6:00	-	6:05	61.8	65.1	61.2

Date	Start Time	-	End Time	LAeq	L10	L90
19/1/2018	6:05	-	6:10	61.5	62.3	60.9
19/1/2018	6:10	-	6:15	61.4	62.9	60.9
19/1/2018	6:15	-	6:20	61.6	62.5	61.0
19/1/2018	6:20	-	6:25	63.2	65.4	62.6
19/1/2018	6:25	-	6:30	63.1	65.0	62.6
19/1/2018	6:30	-	6:35	63.3	65.7	62.8
19/1/2018	6:35	-	6:40	63.5	66.8	62.8
19/1/2018	6:40	-	6:45	63.3	65.3	62.7
19/1/2018	6:45	-	6:50	63.4	64.6	62.8
19/1/2018	6:50	-	6:55	63.2	64.3	62.7
19/1/2018	6:55	-	7:00	63.4	64.8	62.8
19/1/2018	7:00	-	7:05	63.4	65.4	62.8
19/1/2018	7:05	-	7:10	65.5	67.9	64.7
19/1/2018	7:10	-	7:15	65.4	68.6	64.7
19/1/2018	7:15	-	7:20	65.2	67.6	64.5
19/1/2018	7:20	-	7:25	65.6	70.9	64.8
19/1/2018	7:25	-	7:30	65.3	67.4	64.6
19/1/2018	7:30	-	7:35	65.7	69.9	64.9
19/1/2018	7:35	-	7:40	65.5	69.3	64.7
19/1/2018	7:40	-	7:45	65.3	67.4	64.7
19/1/2018	7:45	-	7:50	65.1	67.2	64.4
19/1/2018	7:50	-	7:55	66.0	67.7	65.4
19/1/2018	7:55	-	8:00	66.3	69.4	65.5
19/1/2018	8:00	-	8:05	66.4	71.6	65.7
19/1/2018	8:05	-	8:10	66.6	73.0	65.7
19/1/2018	8:10	-	8:15	66.6	68.8	65.8
19/1/2018	8:15	-	8:20	66.4	67.7	65.7
19/1/2018	8:20	-	8:25	66.4	68.2	65.7
19/1/2018	8:25	-	8:30	66.4	70.3	65.7
19/1/2018	8:30	-	8:35	66.2	68.1	65.6
19/1/2018	8:35	-	8:40	66.6	69.8	65.7
19/1/2018	8:40	-	8:45	66.7	69.9	66.0
19/1/2018	8:45	-	8:50	66.4	69.5	65.7
19/1/2018	8:50	-	8:55	66.4	70.4	65.7
19/1/2018	8:55	-	9:00	65.9	68.1	65.2

Date	Start Time	-	End Time	LAeq	L10	L90
19/1/2018	9:00	-	9:05	65.7	69.3	65.1
19/1/2018	9:05	-	9:10	66.2	68.8	65.5
19/1/2018	9:10	-	9:15	66.3	68.5	65.6
19/1/2018	9:15	-	9:20	66.3	68.0	65.6
19/1/2018	9:20	-	9:25	66.0	66.9	65.4
19/1/2018	9:25	-	9:30	66.1	67.7	65.5
19/1/2018	9:30	-	9:35	66.1	68.6	65.4
19/1/2018	9:35	-	9:40	66.1	69.2	65.3
19/1/2018	9:40	-	9:45	66.2	69.9	65.3
19/1/2018	9:45	-	9:50	65.7	67.6	65.1
19/1/2018	9:50	-	9:55	65.9	67.9	65.2
19/1/2018	9:55	-	10:00	65.8	68.6	65.2
19/1/2018	10:00	-	10:05	66.0	68.8	65.2
19/1/2018	10:05	-	10:10	65.6	69.4	65.0
19/1/2018	10:10	-	10:15	66.3	72.0	65.3
19/1/2018	10:15	-	10:20	65.7	67.9	65.0
19/1/2018	10:20	-	10:25	65.6	68.4	64.9
19/1/2018	10:25	-	10:30	65.9	67.9	65.2
19/1/2018	10:30	-	10:35	65.8	68.4	65.1
19/1/2018	10:35	-	10:40	65.7	67.8	65.0
19/1/2018	10:40	-	10:45	65.6	68.1	65.0
19/1/2018	10:45	-	10:50	65.5	67.0	64.9
19/1/2018	10:50	-	10:55	65.9	69.5	65.1
19/1/2018	10:55	-	11:00	65.8	68.7	65.1
19/1/2018	11:00	-	11:05	65.7	69.5	64.9
19/1/2018	11:05	-	11:10	65.8	67.7	65.1
19/1/2018	11:10	-	11:15	65.8	67.6	65.1
19/1/2018	11:15	-	11:20	65.7	68.4	65.0
19/1/2018	11:20	-	11:25	65.6	67.7	64.9
19/1/2018	11:25	-	11:30	65.6	67.0	64.9
19/1/2018	11:30	-	11:35	65.5	67.7	64.8
19/1/2018	11:35	-	11:40	65.4	68.6	64.7
19/1/2018	11:40	-	11:45	65.4	67.2	64.7
19/1/2018	11:45	-	11:50	63.4	68.6	58.8
19/1/2018	11:50	-	11:55	61.2	72.5	57.4

Date	Start Time	-	End Time	LAeq	L10	L90
19/1/2018	11:55	-	12:00	63.8	69.3	59.8
19/1/2018	12:00	-	12:05	64.2	66.3	63.5
19/1/2018	12:05	-	12:10	65.0	67.9	64.0
19/1/2018	12:10	-	12:15	65.5	70.7	63.8
19/1/2018	12:15	-	12:20	64.6	67.2	63.4
19/1/2018	12:20	-	12:25	64.1	66.1	63.3
19/1/2018	12:25	-	12:30	64.2	70.1	63.4
19/1/2018	12:30	-	12:35	64.4	67.2	63.6
19/1/2018	12:35	-	12:40	64.8	67.3	63.3
19/1/2018	12:40	-	12:45	64.4	65.9	63.1
19/1/2018	12:45	-	12:50	64.1	66.9	63.1
19/1/2018	12:50	-	12:55	63.8	65.9	62.8
19/1/2018	12:55	-	13:00	64.5	67.6	63.5
19/1/2018	13:00	-	13:05	64.5	67.5	63.4
19/1/2018	13:05	-	13:10	64.5	68.1	63.5
19/1/2018	13:10	-	13:15	64.8	67.8	63.7
19/1/2018	13:15	-	13:20	65.3	70.0	64.0
19/1/2018	13:20	-	13:25	64.4	67.3	63.5
19/1/2018	13:25	-	13:30	64.9	67.5	63.7
19/1/2018	13:30	-	13:35	64.7	68.0	63.6
19/1/2018	13:35	-	13:40	64.4	67.1	63.5
19/1/2018	13:40	-	13:45	64.3	71.6	63.4
19/1/2018	13:45	-	13:50	64.7	68.0	63.7
19/1/2018	13:50	-	13:55	64.8	68.0	63.7
19/1/2018	13:55	-	14:00	64.9	69.3	63.8
19/1/2018	14:00	-	14:05	64.4	66.5	63.5
19/1/2018	14:05	-	14:10	65.1	67.6	63.9
19/1/2018	14:10	-	14:15	64.9	68.2	63.8
19/1/2018	14:15	-	14:20	64.8	68.4	63.6
19/1/2018	14:20	-	14:25	64.8	67.7	63.8
19/1/2018	14:25	-	14:30	64.4	66.1	63.5
19/1/2018	14:30	-	14:35	65.1	69.7	63.9
19/1/2018	14:35	-	14:40	65.0	69.8	63.7
19/1/2018	14:40	-	14:45	64.3	68.2	63.4
19/1/2018	14:45	-	14:50	64.6	67.9	63.7

Date	Start Time	-	End Time	LAeq	L10	L90
19/1/2018	14:50	-	14:55	65.2	70.6	64.0
19/1/2018	14:55	-	15:00	64.4	66.8	63.5
19/1/2018	15:00	-	15:05	64.6	67.8	63.5
19/1/2018	15:05	-	15:10	65.4	70.9	64.1
19/1/2018	15:10	-	15:15	64.8	67.3	63.8
19/1/2018	15:15	-	15:20	64.8	67.1	63.9
19/1/2018	15:20	-	15:25	64.8	67.2	63.9
19/1/2018	15:25	-	15:30	64.2	66.6	63.3
19/1/2018	15:30	-	15:35	64.0	68.1	63.1
19/1/2018	15:35	-	15:40	64.6	69.3	63.5
19/1/2018	15:40	-	15:45	64.5	68.1	63.5
19/1/2018	15:45	-	15:50	64.8	69.4	63.6
19/1/2018	15:50	-	15:55	64.6	68.5	63.5
19/1/2018	15:55	-	16:00	64.3	68.2	63.2
19/1/2018	16:00	-	16:05	64.3	67.8	63.4
19/1/2018	16:05	-	16:10	64.0	65.4	63.1
19/1/2018	16:10	-	16:15	64.2	66.7	63.2
19/1/2018	16:15	-	16:20	64.8	68.3	63.6
19/1/2018	16:20	-	16:25	64.7	67.7	63.5
19/1/2018	16:25	-	16:30	64.5	68.7	63.2
19/1/2018	16:30	-	16:35	64.9	68.3	63.6
19/1/2018	16:35	-	16:40	64.8	66.5	63.7
19/1/2018	16:40	-	16:45	64.7	66.9	63.6
19/1/2018	16:45	-	16:50	64.5	68.2	63.4
19/1/2018	16:50	-	16:55	64.4	66.4	63.5
19/1/2018	16:55	-	17:00	64.8	67.6	63.5
19/1/2018	17:00	-	17:05	65.4	68.9	64.2
19/1/2018	17:05	-	17:10	64.1	67.1	63.2
19/1/2018	17:10	-	17:15	64.7	68.2	63.5
19/1/2018	17:15	-	17:20	64.5	67.0	63.4
19/1/2018	17:20	-	17:25	64.1	65.7	63.1
19/1/2018	17:25	-	17:30	63.9	66.1	63.0
19/1/2018	17:30	-	17:35	64.0	67.2	63.0
19/1/2018	17:35	-	17:40	64.2	68.6	63.2
19/1/2018	17:40	-	17:45	64.6	69.5	63.6

Date	Start Time	-	End Time	LAeq	L10	L90
19/1/2018	17:45	-	17:50	64.1	66.3	63.0
19/1/2018	17:50	-	17:55	64.7	68.5	63.7
19/1/2018	17:55	-	18:00	64.4	68.9	63.4
19/1/2018	18:00	-	18:05	64.4	68.2	63.3
19/1/2018	18:05	-	18:10	64.2	67.5	63.2
19/1/2018	18:10	-	18:15	63.9	67.9	62.9
19/1/2018	18:15	-	18:20	64.3	67.3	63.2
19/1/2018	18:20	-	18:25	64.2	66.7	63.1
19/1/2018	18:25	-	18:30	63.7	65.6	62.8
19/1/2018	18:30	-	18:35	63.6	66.5	62.8
19/1/2018	18:35	-	18:40	63.8	66.8	62.9
19/1/2018	18:40	-	18:45	63.9	66.9	62.8
19/1/2018	18:45	-	18:50	64.0	66.4	63.0
19/1/2018	18:50	-	18:55	63.7	65.4	62.9
19/1/2018	18:55	-	19:00	63.7	65.5	62.8
19/1/2018	19:00	-	19:05	63.9	68.1	63.0
19/1/2018	19:05	-	19:10	64.5	68.8	63.2
19/1/2018	19:10	-	19:15	63.5	66.2	62.7
19/1/2018	19:15	-	19:20	64.1	66.9	63.1
19/1/2018	19:20	-	19:25	63.8	65.7	62.8
19/1/2018	19:25	-	19:30	63.5	65.3	62.8
19/1/2018	19:30	-	19:35	63.8	66.3	62.8
19/1/2018	19:35	-	19:40	64.7	68.2	63.5
19/1/2018	19:40	-	19:45	65.3	68.2	64.0
19/1/2018	19:45	-	19:50	64.0	67.5	63.2
19/1/2018	19:50	-	19:55	64.7	69.2	63.6
19/1/2018	19:55	-	20:00	64.1	68.9	63.3
19/1/2018	20:00	-	20:05	64.2	67.1	63.2
19/1/2018	20:05	-	20:10	63.4	64.5	62.7
19/1/2018	20:10	-	20:15	64.5	67.6	63.6
19/1/2018	20:15	-	20:20	63.7	65.1	62.9
19/1/2018	20:20	-	20:25	63.8	66.3	63.0
19/1/2018	20:25	-	20:30	63.8	65.6	63.0
19/1/2018	20:30	-	20:35	63.8	66.1	63.0
19/1/2018	20:35	-	20:40	64.6	68.1	63.6

Date	Start Time	-	End Time	LAeq	L10	L90
19/1/2018	20:40	-	20:45	63.8	66.8	62.9
19/1/2018	20:45	-	20:50	64.1	67.2	63.2
19/1/2018	20:50	-	20:55	63.6	66.0	62.8
19/1/2018	20:55	-	21:00	64.5	71.7	63.4
19/1/2018	21:00	-	21:05	63.7	65.5	63.0
19/1/2018	21:05	-	21:10	64.0	66.7	63.2
19/1/2018	21:10	-	21:15	64.2	67.3	63.1
19/1/2018	21:15	-	21:20	64.1	68.6	63.1
19/1/2018	21:20	-	21:25	64.5	67.7	63.3
19/1/2018	21:25	-	21:30	64.0	67.8	63.0
19/1/2018	21:30	-	21:35	63.6	65.8	62.8
19/1/2018	21:35	-	21:40	64.3	68.5	63.3
19/1/2018	21:40	-	21:45	64.0	66.2	63.1
19/1/2018	21:45	-	21:50	64.1	66.8	63.1
19/1/2018	21:50	-	21:55	63.7	65.5	62.9
19/1/2018	21:55	-	22:00	64.2	70.2	63.2
19/1/2018	22:00	-	22:05	64.2	67.1	63.3
19/1/2018	22:05	-	22:10	63.9	68.1	63.1
19/1/2018	22:10	-	22:15	63.9	66.7	63.1
19/1/2018	22:15	-	22:20	64.0	66.1	63.1
19/1/2018	22:20	-	22:25	63.9	65.8	63.1
19/1/2018	22:25	-	22:30	63.0	67.5	62.3
19/1/2018	22:30	-	22:35	62.4	64.3	61.6
19/1/2018	22:35	-	22:40	63.4	67.6	62.3
19/1/2018	22:40	-	22:45	62.8	64.9	62.1
19/1/2018	22:45	-	22:50	63.0	65.1	62.4
19/1/2018	22:50	-	22:55	62.9	64.2	62.2
19/1/2018	22:55	-	23:00	63.5	66.3	62.6
19/1/2018	23:00	-	23:05	62.8	65.0	62.2
19/1/2018	23:05	-	23:10	62.8	67.8	62.2
19/1/2018	23:10	-	23:15	62.9	64.9	62.2
19/1/2018	23:15	-	23:20	62.0	64.0	61.2
19/1/2018	23:20	-	23:25	61.8	63.5	61.1
19/1/2018	23:25	-	23:30	61.8	64.2	61.2
19/1/2018	23:30	-	23:35	62.1	64.8	61.4

Date	Start Time	-	End Time	LAeq	L10	L90
19/1/2018	23:35	-	23:40	61.9	64.9	61.3
19/1/2018	23:40	-	23:45	61.7	63.7	61.1
19/1/2018	23:45	-	23:50	61.7	63.8	61.0
19/1/2018	23:50	-	23:55	61.7	63.3	61.1
19/1/2018	23:55	-	0:00	60.6	63.6	60.1
20/1/2018	0:00	-	0:05	60.7	62.3	60.1
20/1/2018	0:05	-	0:10	60.8	63.7	60.2
20/1/2018	0:10	-	0:15	60.9	64.5	60.2
20/1/2018	0:15	-	0:20	60.6	63.4	60.0
20/1/2018	0:20	-	0:25	60.6	62.6	60.1
20/1/2018	0:25	-	0:30	60.6	62.3	60.1
20/1/2018	0:30	-	0:35	60.5	62.4	60.0
20/1/2018	0:35	-	0:40	60.7	63.0	60.2
20/1/2018	0:40	-	0:45	60.5	62.0	60.0
20/1/2018	0:45	-	0:50	60.6	62.6	60.1
20/1/2018	0:50	-	0:55	60.5	61.6	59.8
20/1/2018	0:55	-	1:00	60.5	61.1	60.1
20/1/2018	1:00	-	1:05	60.5	61.2	60.0
20/1/2018	1:05	-	1:10	59.1	61.1	58.6
20/1/2018	1:10	-	1:15	59.2	61.7	58.6
20/1/2018	1:15	-	1:20	59.1	60.7	58.6
20/1/2018	1:20	-	1:25	59.1	60.5	58.6
20/1/2018	1:25	-	1:30	59.1	59.8	58.6
20/1/2018	1:30	-	1:35	59.1	59.6	58.6
20/1/2018	1:35	-	1:40	59.2	61.4	58.7
20/1/2018	1:40	-	1:45	59.2	60.9	58.7
20/1/2018	1:45	-	1:50	58.4	59.6	57.7
20/1/2018	1:50	-	1:55	58.4	60.6	57.9
20/1/2018	1:55	-	2:00	58.4	59.1	57.8
20/1/2018	2:00	-	2:05	58.5	59.6	58.0
20/1/2018	2:05	-	2:10	58.4	59.1	58.0
20/1/2018	2:10	-	2:15	58.4	60.4	57.9
20/1/2018	2:15	-	2:20	58.4	59.0	57.9
20/1/2018	2:20	-	2:25	58.4	60.4	57.9
20/1/2018	2:25	-	2:30	58.5	62.0	58.0

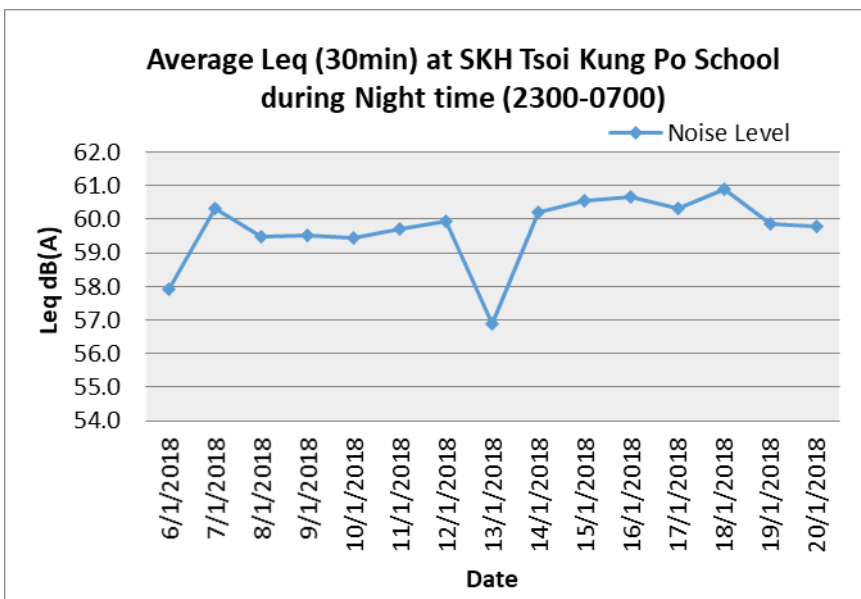
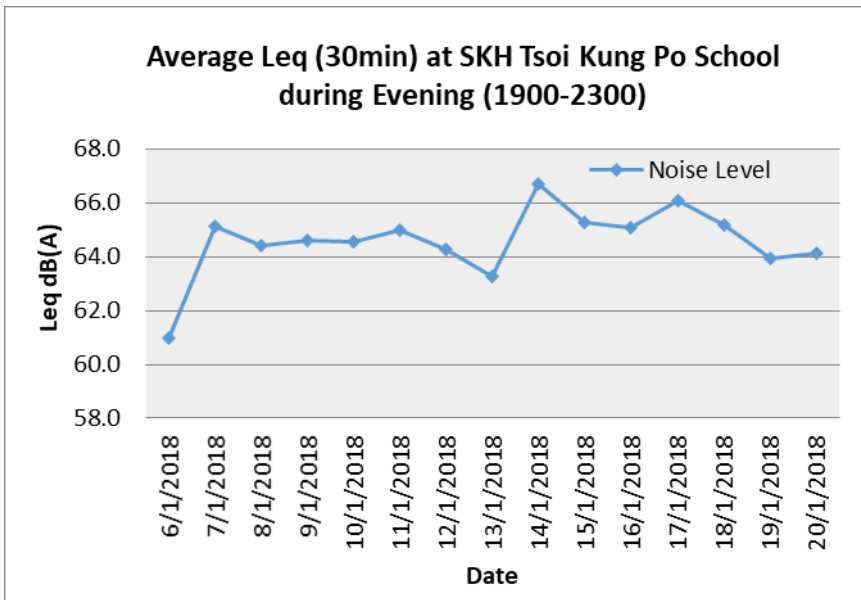
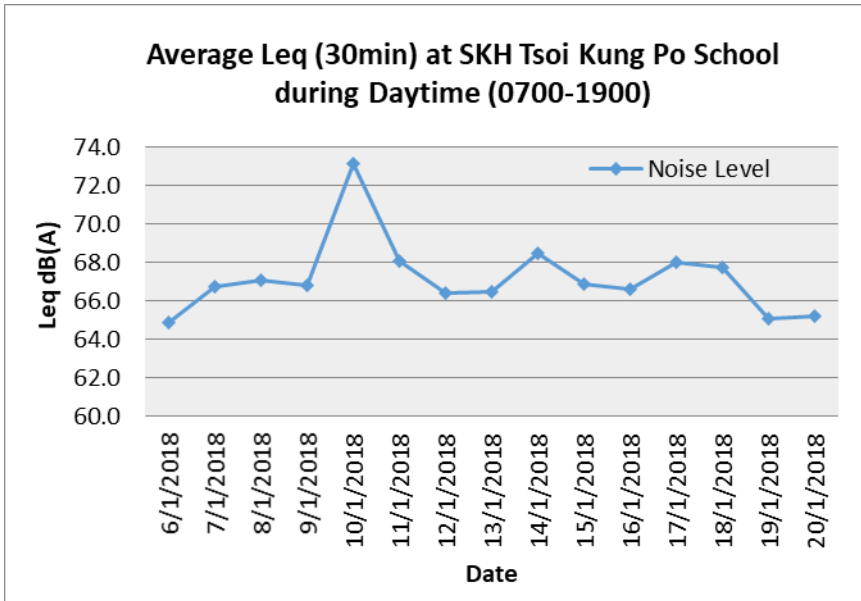
Date	Start Time	-	End Time	LAeq	L10	L90
20/1/2018	2:30	-	2:35	58.5	60.8	58.0
20/1/2018	2:35	-	2:40	58.5	59.5	58.0
20/1/2018	2:40	-	2:45	58.6	62.4	58.0
20/1/2018	2:45	-	2:50	58.5	59.4	57.9
20/1/2018	2:50	-	2:55	58.4	59.2	58.0
20/1/2018	2:55	-	3:00	58.4	59.2	57.7
20/1/2018	3:00	-	3:05	58.7	64.9	58.1
20/1/2018	3:05	-	3:10	58.4	59.4	58.0
20/1/2018	3:10	-	3:15	58.4	61.4	57.9
20/1/2018	3:15	-	3:20	58.4	59.4	58.0
20/1/2018	3:20	-	3:25	58.5	61.2	58.0
20/1/2018	3:25	-	3:30	58.5	60.6	57.9
20/1/2018	3:30	-	3:35	58.3	59.1	57.8
20/1/2018	3:35	-	3:40	58.3	59.0	57.9
20/1/2018	3:40	-	3:45	58.3	59.0	57.9
20/1/2018	3:45	-	3:50	58.4	60.5	57.9
20/1/2018	3:50	-	3:55	58.4	59.4	58.0
20/1/2018	3:55	-	4:00	58.5	60.1	57.9
20/1/2018	4:00	-	4:05	58.5	61.2	58.0
20/1/2018	4:05	-	4:10	58.4	59.5	57.9
20/1/2018	4:10	-	4:15	58.4	59.3	57.9
20/1/2018	4:15	-	4:20	58.6	62.2	58.1
20/1/2018	4:20	-	4:25	58.4	59.2	58.0
20/1/2018	4:25	-	4:30	58.4	60.0	57.8
20/1/2018	4:30	-	4:35	58.5	59.2	58.0
20/1/2018	4:35	-	4:40	58.4	59.1	57.8
20/1/2018	4:40	-	4:45	58.4	59.0	57.8
20/1/2018	4:45	-	4:50	58.5	59.2	58.0
20/1/2018	4:50	-	4:55	58.5	59.3	58.0
20/1/2018	4:55	-	5:00	58.4	59.3	58.0
20/1/2018	5:00	-	5:05	59.5	60.2	59.0
20/1/2018	5:05	-	5:10	59.5	60.4	59.0
20/1/2018	5:10	-	5:15	59.6	61.0	59.1
20/1/2018	5:15	-	5:20	59.4	60.3	58.8
20/1/2018	5:20	-	5:25	59.6	60.6	59.1

Date	Start Time	-	End Time	LAeq	L10	L90
20/1/2018	5:25	-	5:30	59.5	60.2	59.0
20/1/2018	5:30	-	5:35	59.7	61.2	59.1
20/1/2018	5:35	-	5:40	59.4	60.1	58.9
20/1/2018	5:40	-	5:45	59.5	61.3	59.0
20/1/2018	5:45	-	5:50	59.9	60.6	59.5
20/1/2018	5:50	-	5:55	60.3	63.8	59.6
20/1/2018	5:55	-	6:00	60.1	61.1	59.6
20/1/2018	6:00	-	6:05	60.3	63.2	59.7
20/1/2018	6:05	-	6:10	60.1	61.2	59.6
20/1/2018	6:10	-	6:15	60.1	62.2	59.6
20/1/2018	6:15	-	6:20	60.2	62.0	59.6
20/1/2018	6:20	-	6:25	60.9	62.5	60.3
20/1/2018	6:25	-	6:30	60.8	62.2	60.2
20/1/2018	6:30	-	6:35	61.1	63.6	60.4
20/1/2018	6:35	-	6:40	61.2	64.5	60.4
20/1/2018	6:40	-	6:45	61.2	64.1	60.5
20/1/2018	6:45	-	6:50	61.2	63.5	60.5
20/1/2018	6:50	-	6:55	60.9	62.6	60.3
20/1/2018	6:55	-	7:00	61.0	63.1	60.4
20/1/2018	7:00	-	7:05	62.1	64.2	61.4
20/1/2018	7:05	-	7:10	62.7	65.9	61.8
20/1/2018	7:10	-	7:15	62.4	65.3	61.6
20/1/2018	7:15	-	7:20	62.6	66.3	61.8
20/1/2018	7:20	-	7:25	63.7	67.8	62.3
20/1/2018	7:25	-	7:30	62.9	65.4	61.9
20/1/2018	7:30	-	7:35	62.7	64.9	61.9
20/1/2018	7:35	-	7:40	64.1	65.8	63.2
20/1/2018	7:40	-	7:45	64.1	67.2	63.3
20/1/2018	7:45	-	7:50	64.0	68.3	63.1
20/1/2018	7:50	-	7:55	64.4	66.5	63.4
20/1/2018	7:55	-	8:00	64.0	66.4	63.1
20/1/2018	8:00	-	8:05	65.2	70.6	64.4
20/1/2018	8:05	-	8:10	65.4	68.4	64.4
20/1/2018	8:10	-	8:15	65.4	68.1	64.5
20/1/2018	8:15	-	8:20	65.5	67.7	64.6

Date	Start Time	-	End Time	LAeq	L10	L90
20/1/2018	8:20	-	8:25	65.4	67.6	64.5
20/1/2018	8:25	-	8:30	65.4	68.2	64.7
20/1/2018	8:30	-	8:35	70.7	83.6	67.1
20/1/2018	8:35	-	8:40	66.2	76.6	64.9
20/1/2018	8:40	-	8:45	65.2	68.8	64.4
20/1/2018	8:45	-	8:50	67.3	74.7	65.5
20/1/2018	8:50	-	8:55	66.3	69.7	65.1
20/1/2018	8:55	-	9:00	66.1	72.0	65.1
20/1/2018	9:00	-	9:05	65.6	72.6	64.6
20/1/2018	9:05	-	9:10	65.3	66.9	64.5
20/1/2018	9:10	-	9:15	66.0	69.6	64.9
20/1/2018	9:15	-	9:20	66.0	68.8	64.9
20/1/2018	9:20	-	9:25	65.5	66.6	64.6
20/1/2018	9:25	-	9:30	65.9	68.0	64.9
20/1/2018	9:30	-	9:35	65.7	69.1	64.7
20/1/2018	9:35	-	9:40	65.7	69.8	64.7
20/1/2018	9:40	-	9:45	66.4	72.6	65.1
20/1/2018	9:45	-	9:50	65.6	68.2	64.7
20/1/2018	9:50	-	9:55	67.6	78.6	65.9
20/1/2018	9:55	-	10:00	66.3	70.9	65.1
20/1/2018	10:00	-	10:05	65.5	67.7	64.4
20/1/2018	10:05	-	10:10	66.2	74.2	64.9
20/1/2018	10:10	-	10:15	65.5	71.7	64.3
20/1/2018	10:15	-	10:20	67.0	78.6	64.9
20/1/2018	10:20	-	10:25	65.2	73.8	63.6
20/1/2018	10:25	-	10:30	64.1	67.1	63.4
20/1/2018	10:30	-	10:35	64.5	66.7	63.6
20/1/2018	10:35	-	10:40	64.5	67.0	63.5
20/1/2018	10:40	-	10:45	63.9	65.8	63.2
20/1/2018	10:45	-	10:50	64.9	69.3	63.7
20/1/2018	10:50	-	10:55	64.6	67.6	63.5
20/1/2018	10:55	-	11:00	64.4	68.2	63.4
20/1/2018	11:00	-	11:05	64.3	67.2	63.3
20/1/2018	11:05	-	11:10	64.2	68.5	63.3
20/1/2018	11:10	-	11:15	63.3	72.6	60.0

Date	Start Time	-	End Time	LAeq	L10	L90
20/1/2018	11:15	-	11:20	65.9	74.8	62.3
20/1/2018	11:20	-	11:25	64.1	66.7	63.0
20/1/2018	11:25	-	11:30	64.0	68.3	63.0
20/1/2018	11:30	-	11:35	64.3	69.5	63.2
20/1/2018	11:35	-	11:40	63.5	65.6	62.6
20/1/2018	11:40	-	11:45	63.9	67.7	62.8
20/1/2018	11:45	-	11:50	63.1	66.1	62.3
20/1/2018	11:50	-	11:55	64.4	75.1	62.8
20/1/2018	11:55	-	12:00	67.0	72.6	63.5

Remarks: rain during measurement was highlighted in grey

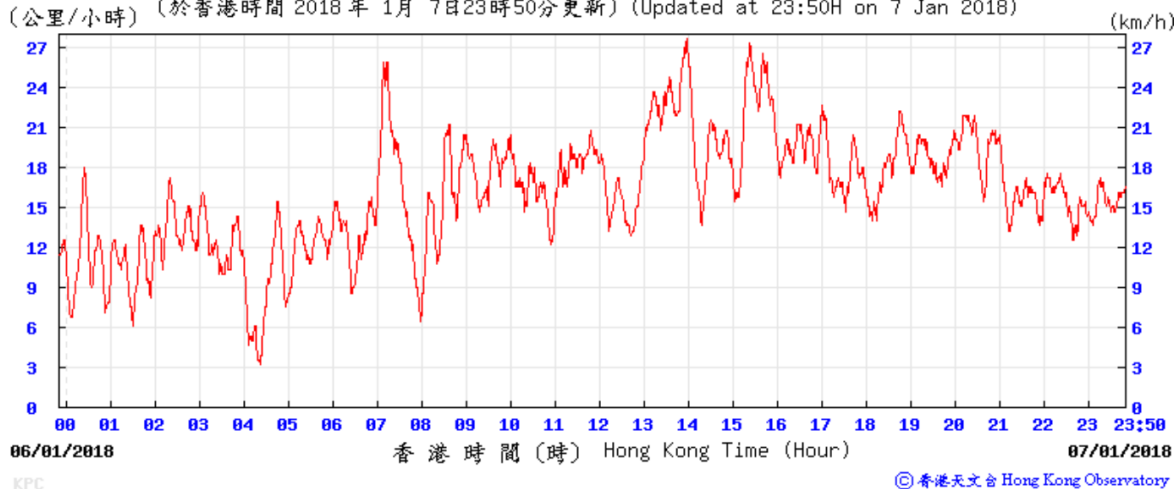


Appendix H

Recorded Wind Speed Graph

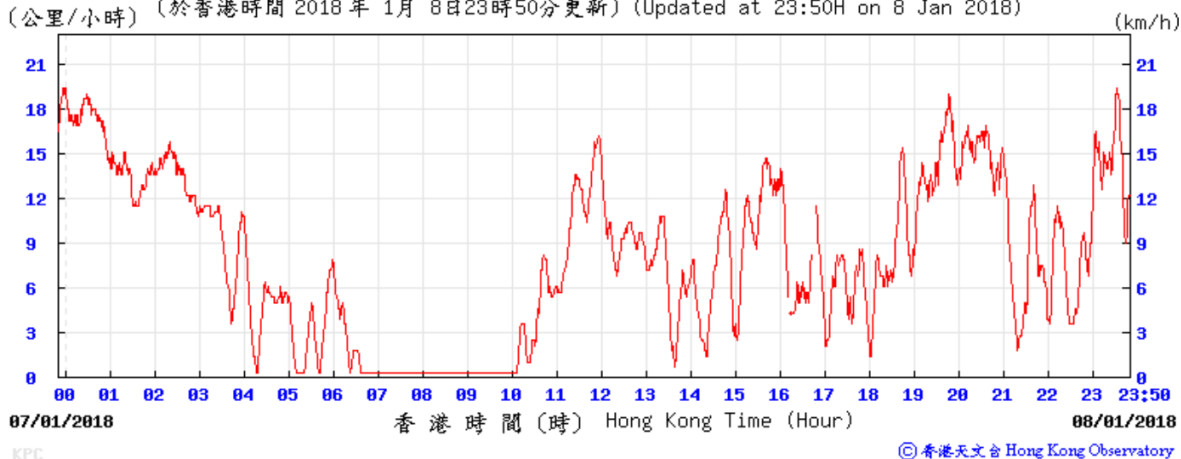
Wind Speed:

(公里/小時) (於香港時間 2018 年 1 月 7 日 23 時 50 分更新) (Updated at 23:50H on 7 Jan 2018)



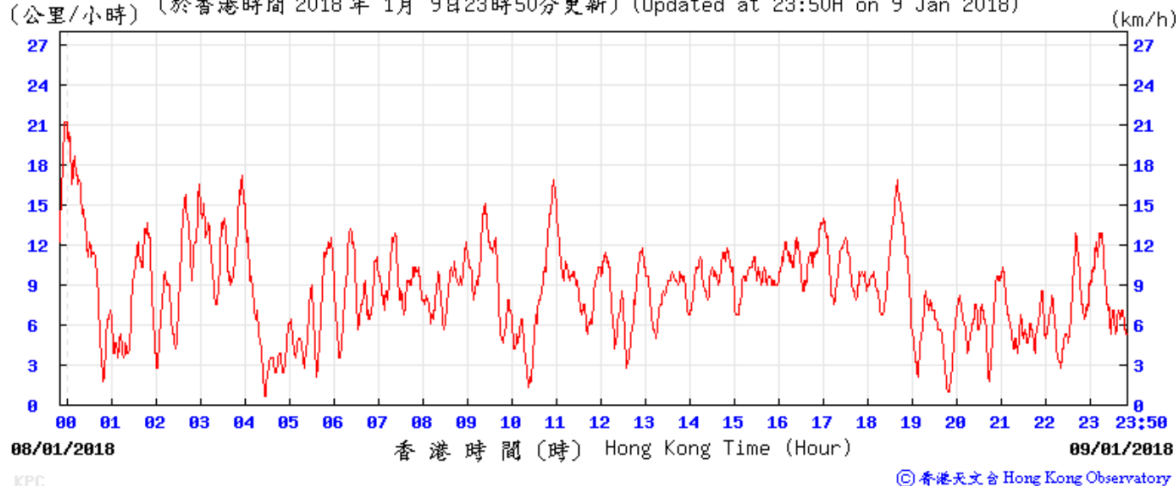
Wind Speed:

(公里/小時) (於香港時間 2018 年 1 月 8 日 23 時 50 分更新) (Updated at 23:50H on 8 Jan 2018)



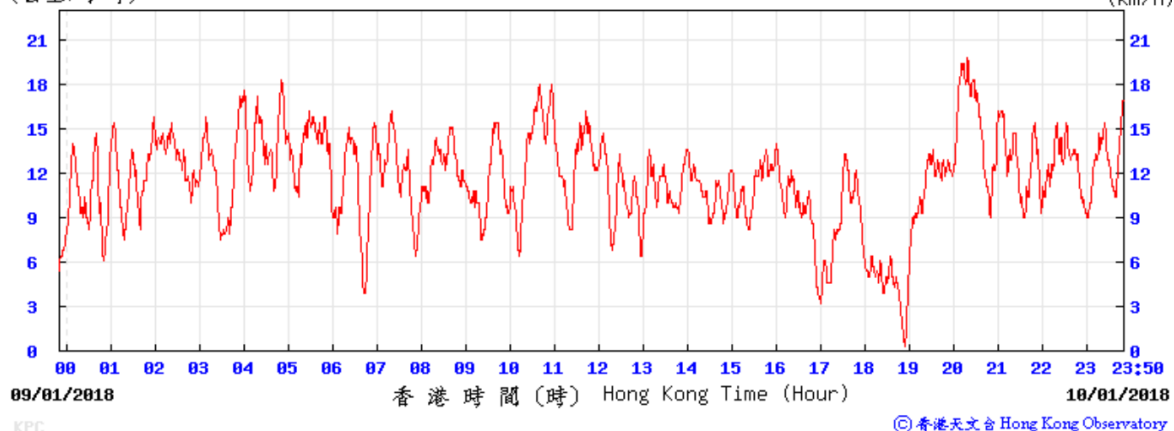
Wind Speed:

(公里/小時) (於香港時間 2018 年 1 月 9 日 23 時 50 分更新) (Updated at 23:50H on 9 Jan 2018)



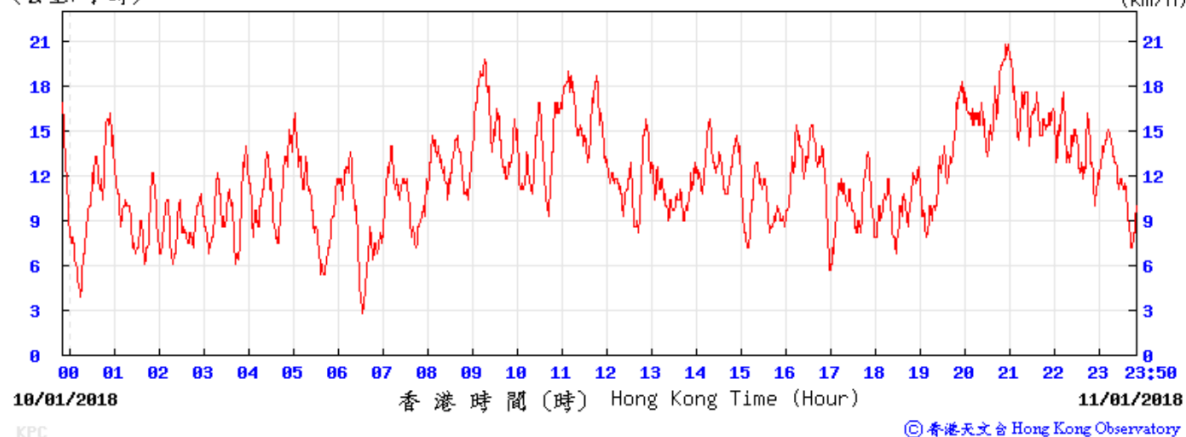
Wind Speed:

(公里/小時) (於香港時間 2018 年 1 月 10 日 23 時 50 分更新) (Updated at 23:50H on 10 Jan 2018) (km/h)



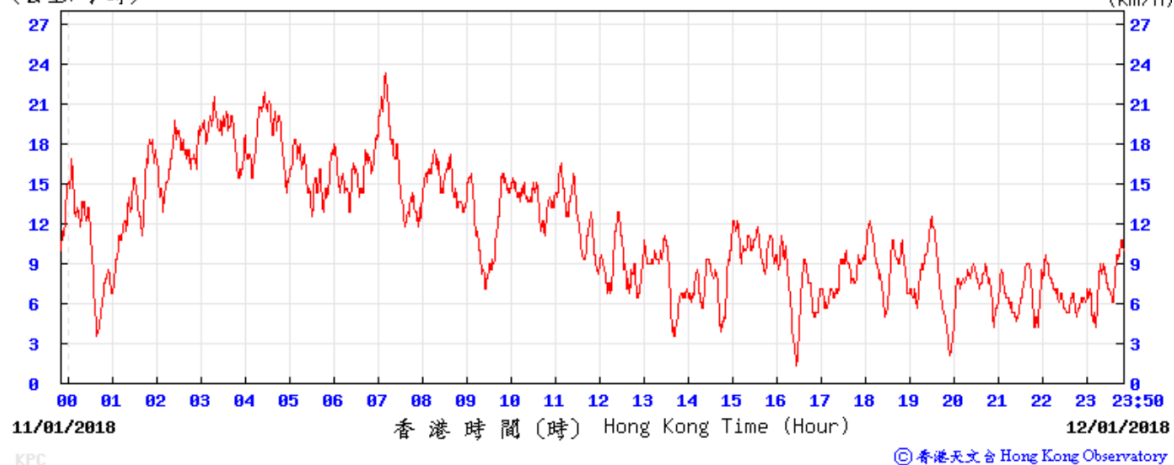
Wind Speed:

(公里/小時) (於香港時間 2018 年 1 月 11 日 23 時 50 分更新) (Updated at 23:50H on 11 Jan 2018) (km/h)



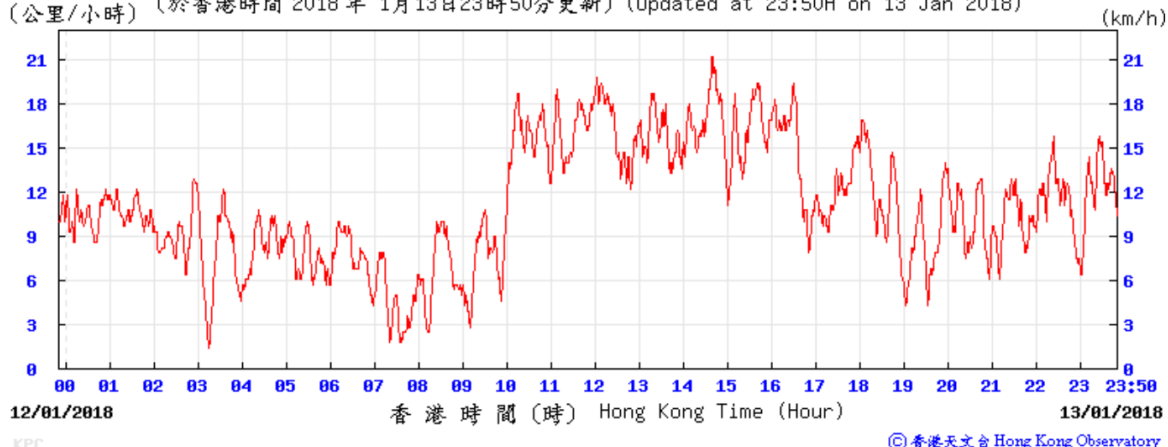
Wind Speed:

(公里/小時) (於香港時間 2018 年 1 月 12 日 23 時 50 分更新) (Updated at 23:50H on 12 Jan 2018) (km/h)



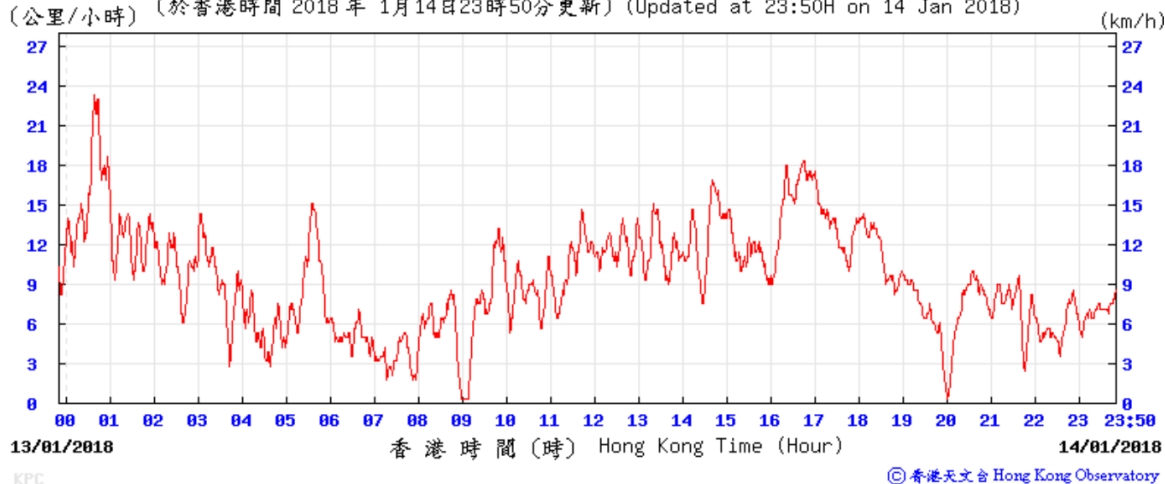
Wind Speed:

(公里/小時) (於香港時間 2018 年 1 月 13 日 23 時 50 分更新) (Updated at 23:50H on 13 Jan 2018)



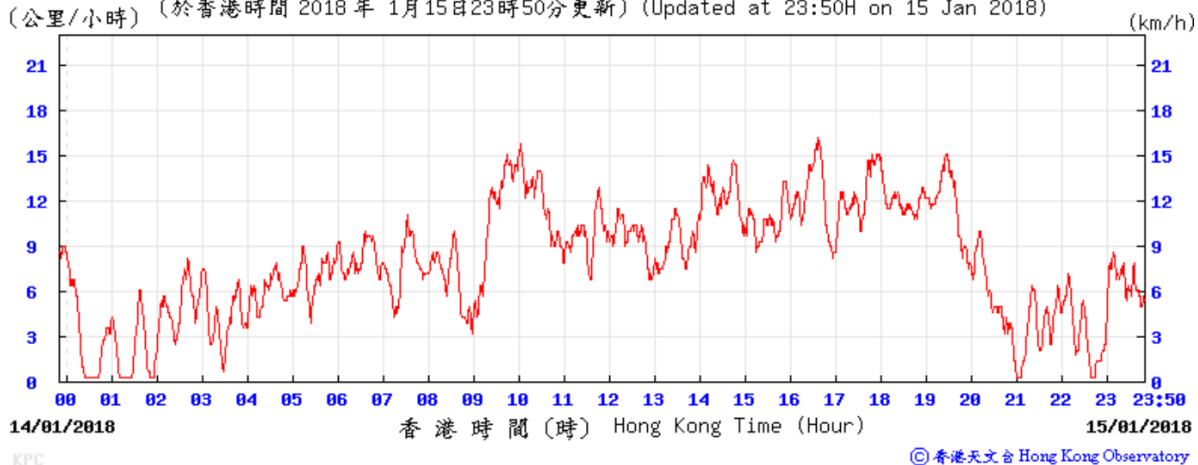
Wind Speed:

(公里/小時) (於香港時間 2018 年 1 月 14 日 23 時 50 分更新) (Updated at 23:50H on 14 Jan 2018)



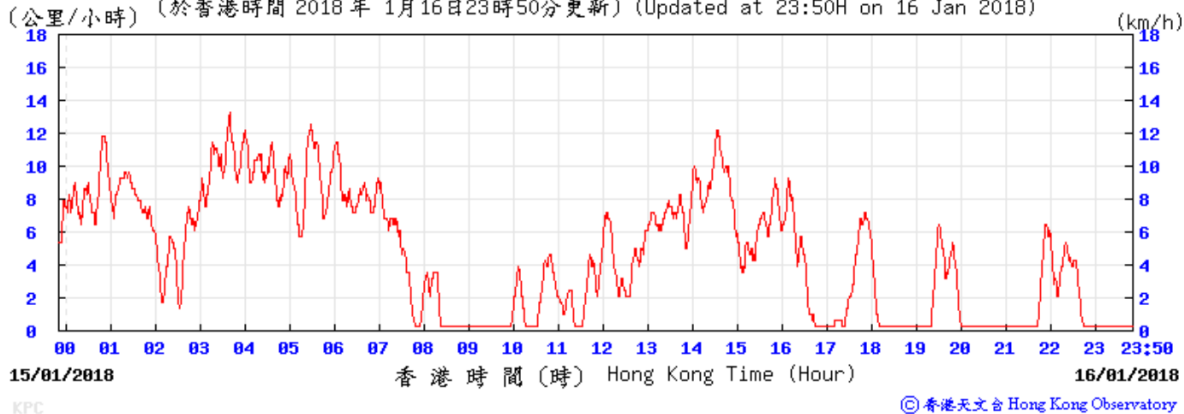
Wind Speed:

(公里/小時) (於香港時間 2018 年 1 月 15 日 23 時 50 分更新) (Updated at 23:50H on 15 Jan 2018)



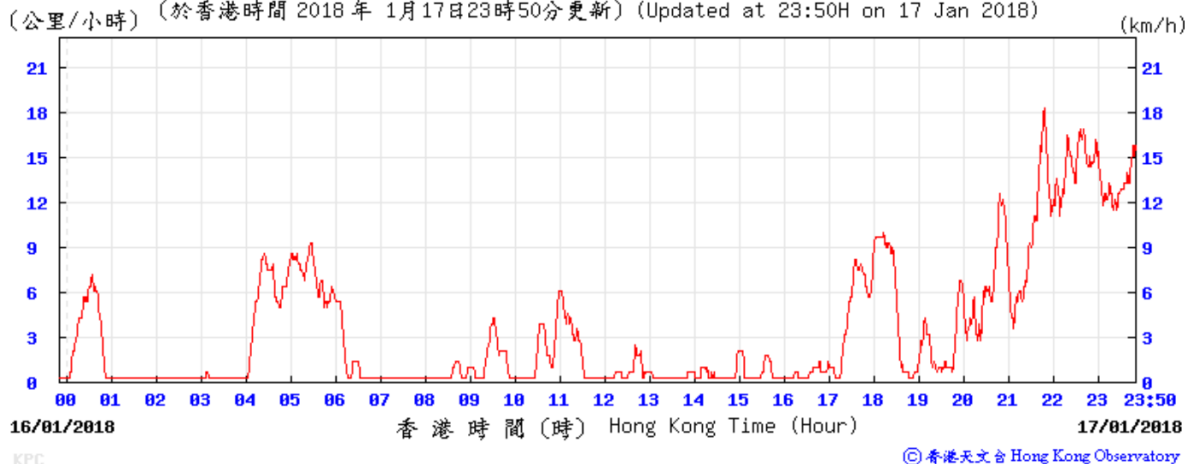
Wind Speed:

(公里/小時) (於香港時間 2018 年 1 月 16 日 23 時 50 分更新) (Updated at 23:50H on 16 Jan 2018)



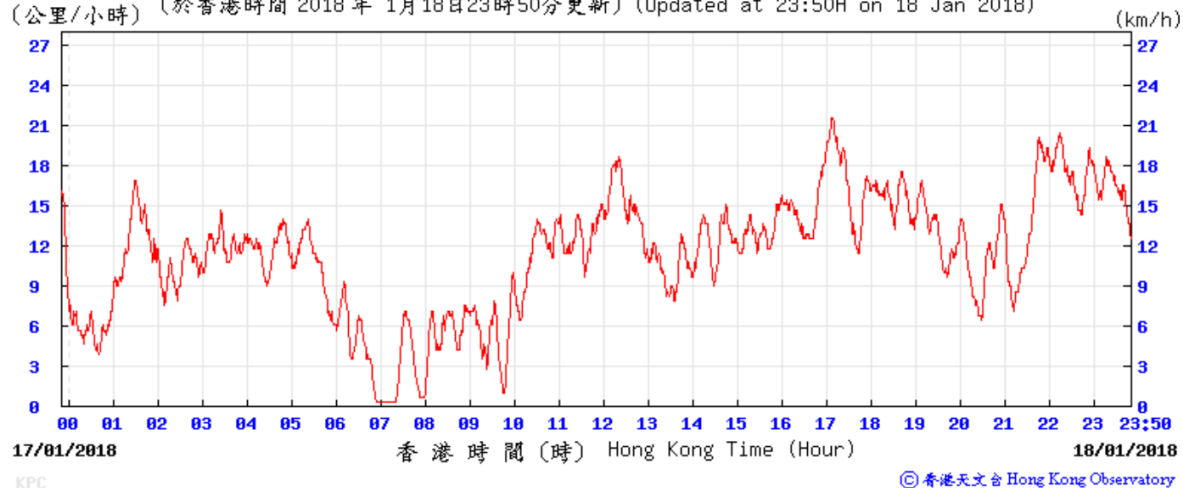
Wind Speed:

(公里/小時) (於香港時間 2018 年 1 月 17 日 23 時 50 分更新) (Updated at 23:50H on 17 Jan 2018)



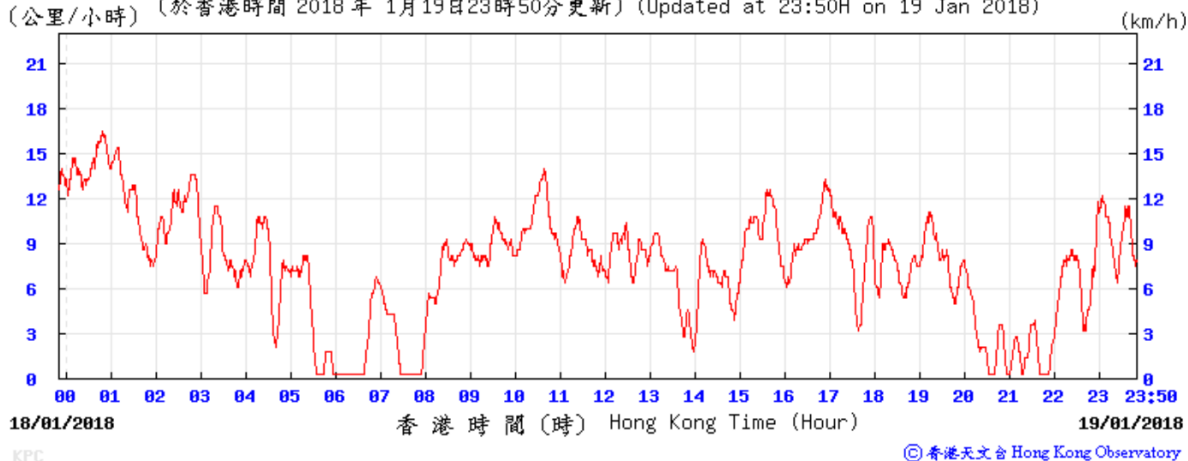
Wind Speed:

(公里/小時) (於香港時間 2018 年 1 月 18 日 23 時 50 分更新) (Updated at 23:50H on 18 Jan 2018)



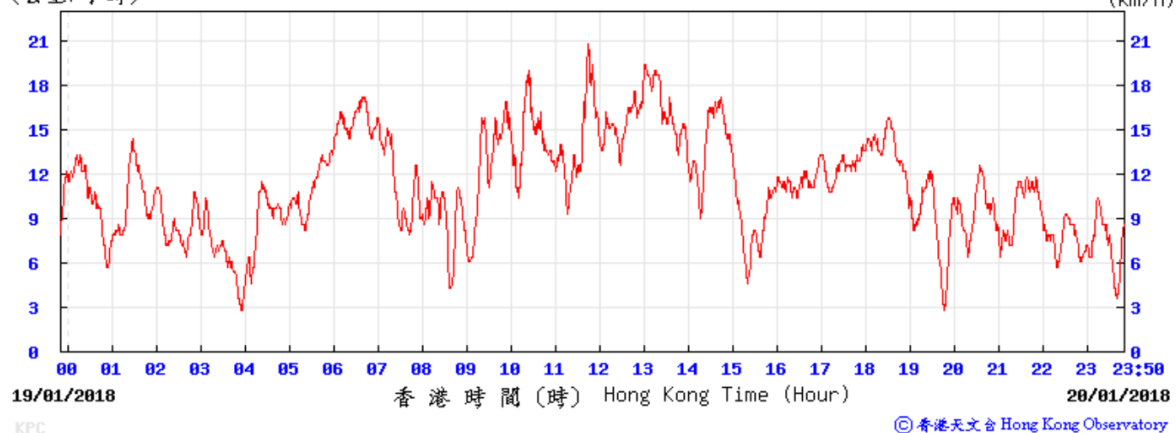
Wind Speed:

(公里/小時) (於香港時間 2018 年 1 月 19 日 23 時 50 分更新) (Updated at 23:50H on 19 Jan 2018)



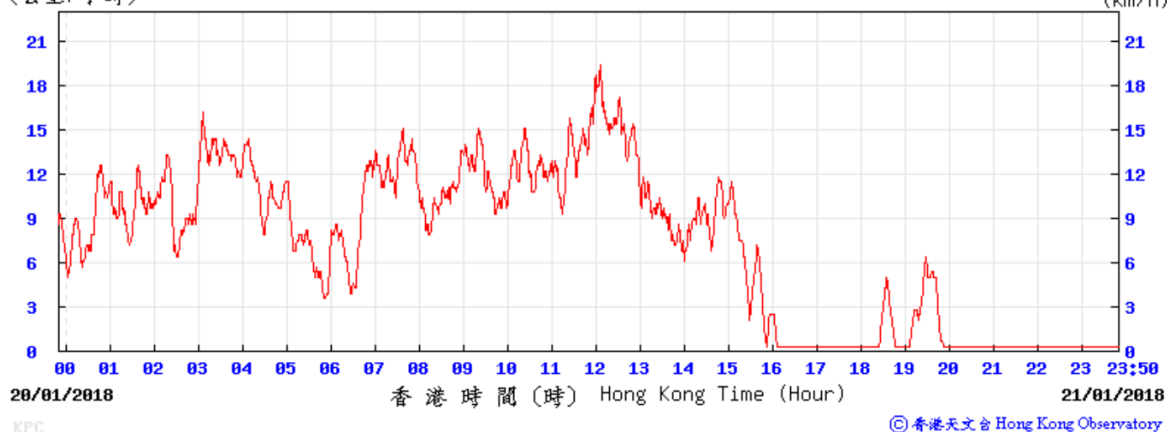
Wind Speed:

(公里/小時) (於香港時間 2018 年 1 月 20 日 23 時 50 分更新) (Updated at 23:50H on 20 Jan 2018)



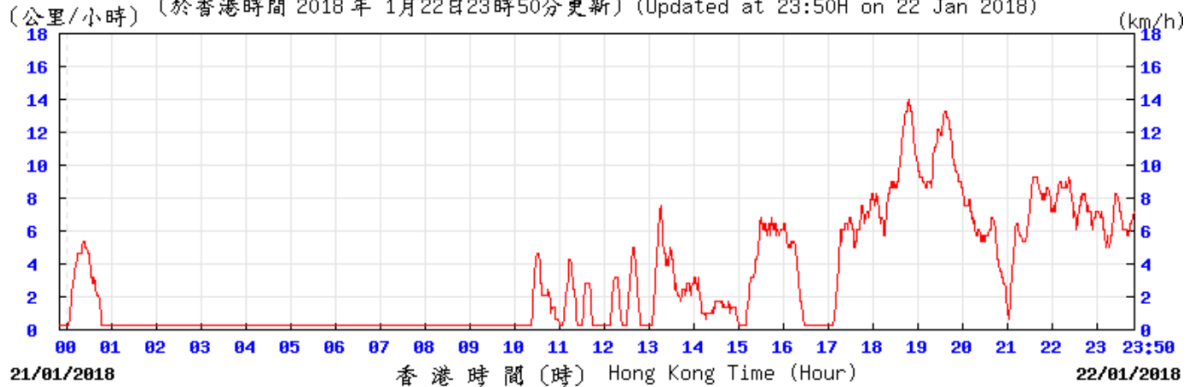
Wind Speed:

(公里/小時) (於香港時間 2018 年 1 月 21 日 23 時 50 分更新) (Updated at 23:50H on 21 Jan 2018)



Wind Speed:

(公里/小時) (於香港時間 2018 年 1月22日23時50分更新) (Updated at 23:50H on 22 Jan 2018)



KPC

© 香港天文台 Hong Kong Observatory

Appendix I

Notification of Power Interruption



NOTICE

Dear Sir / Madam,

To ensure the quality of the process for the Environmental Monitoring & Audit work of Central Kowloon Route, please kindly be mindful that the position and operation of monitoring equipment are essential to the monitoring process. To prevent any interruption to the monitoring process, please take extra precaution and be aware of the equipment set-up, power supply and surroundings.

Your attention and support are much appreciated.

注意

親愛的先生/女士:

為確保中九龍幹線環境監察審核工作的質素，請留意監察設備的位置和運作對監察過程至關重要。為防止監控過程中斷，請特別注意設備的安裝，電源和周圍環境。

非常感謝您的關注和支持。

Yours faithfully



Acuity Sustainability Consulting Limited
Unit 1908, Nos. 301-305 Castle Peak Road, Kwai Chung, N.T.
Website: www.acuityhk.com
Email: vwong@acuityhk.com
O: 2333-6823 | F: 2333-1316 | M: 6113-2368